



**spex**


Shaping Better Lives

HEAD  
SUPPORT  
TECHNOLOGY

Sleek design for  
the ultimate in  
head support style



# Head Support Overview



Circle Pad

Unique minimal head support providing direct posterior support for users with good head control.



Comfort Pad

General use head support pad suited for transit and travel.



Contour Pad

Contoured shaped pad for superior occipital and suboccipital support.



Standard Lateral Pad

One-piece lateral head support solution for moderate head positioning needs.



Extended Lateral Pad

One-piece lateral head support solution for complex head positioning needs.



Adjustable Lateral Pad

A superior adjustable lateral head control system with individualised 'tuning'.



Stylo Mechanism

Head Support hardware with extensive adjustability.

# The Spex Head Pad Advantage

Spex Head Support pads are constructed from an internal aluminium shell covered by an injection moulded polyurethane foam to ensure smooth and comfortable support surface. The family of head support shapes have been geometrically and biomechanically designed to give greater support and stability for head positioning for wheelchair users. Along with the versatile Spex Stylo hardware, it's possible to accommodate an extensive range of head positioning requirements.

Aluminum plates with multiple positioning holes allow for wide range of adjustment of the pad in relation to the mechanism.



Circle Pad



Comfort Pad



Contour Pad



Standard Lateral Pad



Extended Lateral Pad



Adjustable Lateral Pad

# Circle Pad

Unique minimal head support providing direct posterior support for users with good head control.

The Spex Circle Head Support features a minimal and discreet shape ideal for users with good head control. Its shape promotes a high degree of comfort through superior occipital shaping while putting focus on user not the chair.

**Available in two sizes: Circle 150 and Circle 250.**



# Benefits of the Circle Head Pad



## In-Built Occipital Shaping

Occipital shaping of the foam ensures posterior pad control, keeping the users head is in a supported position. Following the natural contours of the users' head for enhanced comfort.



## Minimal and Discreet Pad Style

The sleek style of the Circle Head Support Pad ensures that you are the star of the show, and not your seating. It's minimal shape and size provides subtle support and optimal head position without the bulk of a standard head pad.




## Adaptive to Changing Needs

As the user's needs change the head support has mounting slots to ensure installation of lateral head support wings. See the Adjustable Lateral Head Support option for more details.



## Elastic Tensioned Cover Design

The Circle Head Support cover designs feature a zipper-less design that is tensioned with elastic for a snug fit around the pad and effortless removal for washing. Dual-layer shear reduction fabric surface is gentle on hair.



## Slight Lateral Control for Unimpaired Vision

Unimpaired vision enhances perception of surroundings ideal for active wheelchair users. Slight cupping shape of the support surface encourages a neutral alignment of the head.

# Comfort Pad

General use head support pad suited for transit and travel.

The Comfort Head Support provides a comfortable contoured posterior support for the head. This is an ideal solution for clients with fair head movement but require shallow contouring for extra stability and function.

**Available in two sizes: Comfort 250 and Comfort 350**



# Benefits of the Comfort Head Pad



## In-Built Occipital Shaping to Promote Head Realignment

Occipital shaping of the foam ensures posterior pad control, keeping the users head in a supported position. Following the natural contours of the users' head for enhanced comfort.



## Minimal to Protracted Support

The Comfort 250 provides maximum support through a minimal support surface while the 350 has extended surface for extra head stability and safety. The shallow contouring featured in both sizes provides comfort around the user's ears.




## Flared Ends for Comfortable Fit

The Comfort Head Support features flared ends which helps to realign the head within the pad and ensures an optimal midline position, whilst not obstructing the user's vision. This design feature protects users with extensive head and body movement.



## Shear Reduction Cover Design

The Comfort Head Support pad has a clever dual-layer fabric surface to aid in shear reduction decreasing friction in addition to being gentle on the hair. The cover is removable for washing and hygiene purposes.



## General Use Head Support Pad

The shallow contouring coupled with flared ends makes this an ideal solution for situations where the chair is in a tilted or reclined position. This is a safe and compliant choice for transit and travel requirements where a head support is needed.



# Contour Pad

Contoured shaped pad for superior occipital and suboccipital support.

The Contour Head Support provides superior comfort and lateral protection. Anatomical surface shaping follows the natural contours of the head and neck with enhanced occipital and suboccipital support.

**Available in two sizes: Contour 250 and Contour 350**



# Benefits of the Contour Head Pad



## Enhanced Occipital Shaping to Promote Head Alignment

Occipital shaping of the foam ensures posterior pad control, keeping the users head is in a supported position. Anatomical surface shaping follows the natural contours of the head and neck with enhanced occipital and suboccipital support. Featuring a V-shaped cut out provides relief directly behind the neck to remove pressure from the neck muscles and tendons.



## Minimal to Protracted Support

The Contour 250 provides maximum support through a minimal support surface while the 350 has extended surface for extra head stability and safety. The deep contouring featured in both sizes provides superior comfort, lateral protection and maintains alignment whilst still facilitating active head rotation.




## Optimal Lateral Position for Unimpaired Vision

The Contour Head Support features a lower lateral support position allowing for unobstructed user vision. Cradle design with a natural anatomic support surface helps to realign the head within the pad and ensures an optimal midline position.



## Shear Reduction Cover Design

The Contour Head Support pad has a clever dual-layer fabric surface to aid in shear reduction decreasing friction in addition to being gentle on the hair. The cover is removable for washing and hygiene purposes.



## Lateral Position Adjustment

Minor adjustments of the lateral positions can be achieved by applying force to mould the shape of the pad. The sides can be squeezed tighter to wrap closer around the head or stretched open wider if required.

# Standard Lateral Pad

One-piece lateral head support solution for moderate head positioning needs.

The Standard Lateral Head Support, has been designed to meet moderate head positioning needs. It comprises a posterior head pad with extended support along the suboccipital area to promote head positioning while the head rotates. A clever ear cut-out detail stays comfortable when resting at different positions on the pad. A soft memory foam overlay allows for pressure reduction even for clients with high tone patterns.

**Available in two sizes: Paediatric and Adult**



# Benefits of the Standard Lateral Head Pad



## In-Built Occipital Shaping to Promote Head Realignment

Occipital shaping of the foam ensures posterior pad control, keeping the users head in a supported position. Following the natural contours of the users' head for enhanced comfort.



## Superior Lateral Support

A moderate support along the suboccipital area cradles the head and promotes a midline position. This maintains head positioning as the user rotates their head and makes it comfortable to rest at different positions around the support pad, great for users with low tone. One-piece posterior head pad keeps the head contained and supported when moving during visual attention shifts, whilst not obstructing the user's vision.



## Ear Cut-outs for a Comfortable Fit

Accommodating ear cut-out detail allows for greater levels of comfort on the ears, even for users who rotate their head along the pad.




## Shear Reduction Cover Design

The Standard Lateral Head Support pad has a clever dual-layer fabric surface to aid in shear reduction decreasing friction in addition to being gentle on the hair. The cover is removable for washing and hygiene purposes.



## Soft Memory Foam Overlay

The soft memory foam overlay, together with a clever 'ear cut-out' detail, allow for pressure reduction even for clients with high tone patterns.



## Paediatric Size Tailored for Children

The paediatric pad shape is specifically designed and sculpted to provide the optimal support for infants in their early years to build and strengthen a postural foundation for them to grow on as they get older. The unique lateral shaping accommodates and fosters head control development.

# Extended Lateral Pad

One-piece lateral head support solution for complex head positioning needs.

Designed to meet complex head positioning needs specifically for those with limited head control. It comprises a posterior head pad with extended support along the suboccipital area to promote head positioning while the head rotates. The lateral section extends forwards to support clients with low tone and keep the head contained within the head support. A clever ear cut-out detail stays comfortable when resting at different positions on the pad. A soft memory foam overlay allows for pressure reduction even for clients with high tone patterns.

**Available in two sizes: Paediatric and Adult**



# Benefits of the Extended Lateral Head Pad



## In-Built Occipital Shaping to Promote Head Realignment

Occipital shaping of the foam ensures posterior pad control, keeping the users head in a supported position. Following the natural contours of the users' head for enhanced comfort.



## Superior Lateral Support

An elongated support along the suboccipital area cradles the head and promotes a midline position. One-piece posterior head pad keeps the head contained and supported when moving during visual attention shifts, whilst not obstructing the user's vision. With longer lateral extensions this is a perfect solution for users with limited head control.



## Ear Cut-outs for a Comfortable Fit

Accommodating ear cut-out detail allows for greater levels of comfort on the ears, even for users who rotate their head along the pad.




## Shear Reduction Cover Design

The Extended Lateral Head Support pad has a clever dual-layer fabric surface to aid in shear reduction decreasing friction in addition to being gentle on the hair. The cover is removable for washing and hygiene purposes.



## Soft Memory Foam Overlay

The soft memory foam overlay, together with a clever 'ear cut-out' detail, allow for pressure reduction even for clients with high tone patterns.



## Paediatric Size Tailored for Children

The paediatric pad shape is specifically designed and sculpted to provide the optimal support for infants in their early years to build and strengthen a postural foundation for them to grow on as they get older. The unique lateral shaping accommodates and fosters head control development.

# Adjustable Lateral Pad

A superior adjustable lateral head control system with individualised 'tuning'.

The Adjustable Lateral Head Support offers flexibility to adjust external lateral supports, enabling these to be placed in the optimal position for users with impaired control and tone. An upgrade to swing-away laterals is available to enable easier transfers if necessary. For even more support, you can install our Spex thoracic lateral pads onto the head pad to create an enhanced level of support required. *(Tip: the Spex curved pads work really well).*

**Available in two sizes: Adjustable Lateral 150 and Adjustable Lateral 250**




# Benefits of the Adjustable Lateral Head Pad



## Enhanced Lateral Support

A superior adjustable lateral system with individualised 'tuning', controls posterior head and neck movement. Simultaneously this highly adjustable system offers enhanced lateral temporal head support and stability accommodating users with impaired head control, increased tone and/or hypersensitivity.



## Step-less Adjustment for Precise Positioning

Adjustment in width, depth, vertical up/down and horizontal. The adjustable lateral pads, sliding on a vertical slot, allows for infinite height adjustment of the laterals within the head support pad depending on the support that is required. Once set in position the lateral supports can be firmly tightened to lock.



## In-Built Occipital Shaping

Occipital shaping of the foam ensures posterior pad control, keeping the users head in a supported position. Following the natural contours of the users' head for enhanced comfort.



## Elastic Tensioned Cover Design

The main support pad features a zipper-less design that is tensioned with elastic for a snug fit around the pad and effortless removal for washing. Dual-layer shear reduction fabric surface is gentle on the user's hair. The covers of the adjustable lateral support wings conceal the hardware mechanism ensuring that no hard surfaces are exposed.

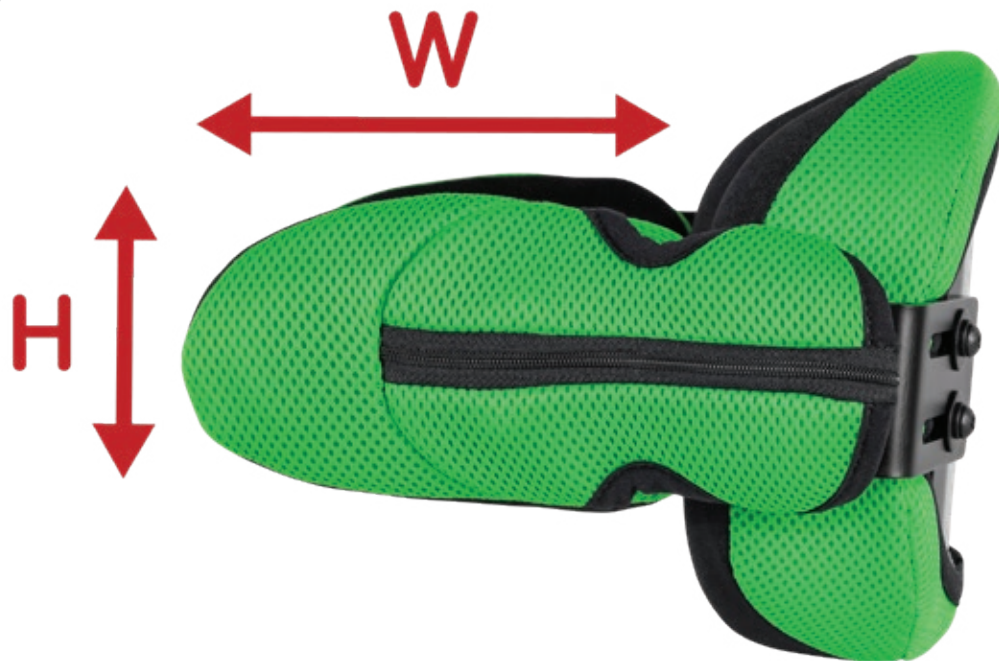


## Versatile Mounting Slots

Rear lateral mounting track provides flexibility to adjust external lateral supports in the optimal position for the head, either one side or both. This is also very effective when installing head switching buttons and other head controls into the lateral pads.



# Adjustable Lateral Pad Customisations



## Swing-Away Lateral Mechanism Upgrade

To enable easier transfers in and out of the chair if necessary, and to provide a greater level of adjustment.

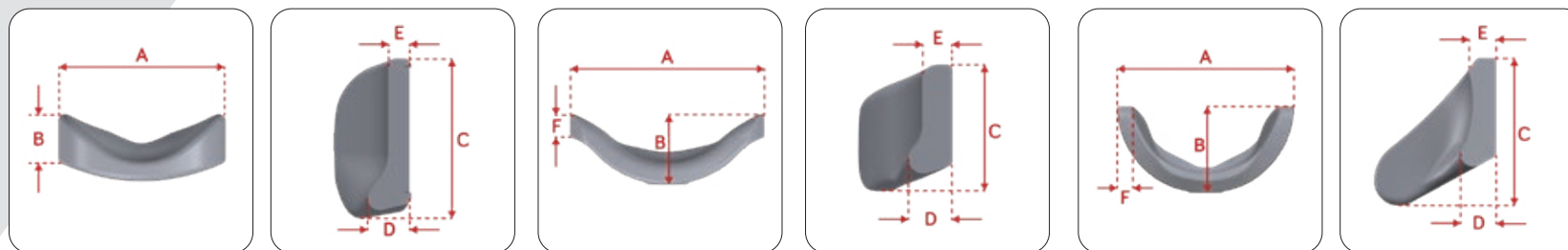
**Code:** 1272-4250-100

## Custom Wing Headrest Pads

The lateral wing pads can be customised in size to suit specific requirements.

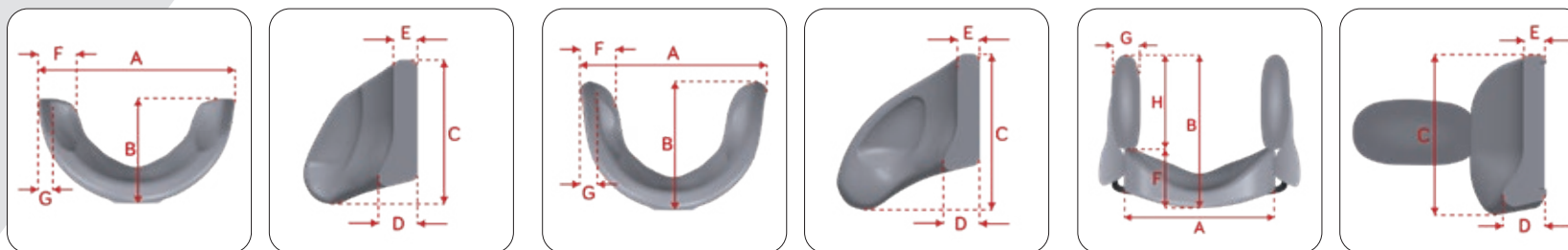
**Code:** 1270-4149-300

# Head Support Pad Specifications Overview



Style	Circle		Comfort		Contour	
Size	150	250	250	350	250	350
Code	1275-0011-000	1275-0012-000	1275-0031-000	1275-0032-000	1275-0021-000	1275-0022-000
Weight	295g	500g	340g	580g	380g	640g
Width (A)	175mm	220mm	260mm	340mm	280mm	350mm
Depth (B)	55mm	70mm	90mm	120mm	140mm	170mm
Height (C)	145mm	185mm	125mm	165mm	165mm	210mm
Bottom Thickness (D)	45mm	60mm	45mm	60mm	35mm	50mm
Top Thickness (E)	25mm	30mm	30mm	50mm	30mm	40mm

# Head Support Pad Specifications Overview



Style	Standard Lateral		Extended Lateral		Adjustable Lateral	
Size	Paediatric	Standard	Paediatric	Extended	150	250
Code	1275-0041-000	1275-0043-000	1275-0042-000	1275-0044-000	1275-0061-000	1275-0062-000
Weight	405g	585g	485g	670g	955g	1,160g
Width (A)	220mm	250mm	230mm	260mm	175mm	220mm
Depth (B)	180mm	145mm	160mm	180mm	55mm	70mm
Height (C)	150mm	170mm	180mm	190mm	145mm	185mm
Bottom Thickness (D)	50mm	60mm	50mm	60mm	45mm	60mm
Top Thickness (E)	40mm	45mm	40mm	45mm	25mm	30mm
Thickness (F)	55mm	60mm	50mm	60mm	55mm	70mm
Thickness (G)	30mm	30mm	35mm	35mm	40mm	40mm
Lateral Wing Length (H)	-	-	-	-	155mm	155mm


# Customisations



## 1/2 Soft Pressure-Relieving Foam Overlay

Extra pressure relief and comfort for situations such as when tilt is used, head support is under constant pressure, or if pressure issues exist on the head.

**Code:** 1271-0019-000



## SpexTex Wipe-Down Waterproof Finish Cover

Moisture-resistant, smooth finish cover for easy maintenance and cleaning to wipe down saliva, secretions and spills. Hygienic for multiple user situations.

**Code:** 1271-0039-209



## SpexTex Knitted Side Fabric Finish Cover

Moisture-resistant cover which has a soft fabric feel and finish.


**Code:** 1271-0039-219



## Neoprene Cover

Moisture-resistant and durable fabric choice with added spongy comfort. Suitable for high wear situations with added thickness.

**Code:** 1271-0039-291



## Coloured Covers

Stand out from the crowd by adding a pop of colour to your head support. Choose from Chilli Red, Mango Orange, Bumblebee Yellow, Leaf Green, Ocean Blue, Royal Purple, Calypso Pink, Granite Grey, or the standard Black, to brighten up your cover!

# Stylo Head Support

Head Support hardware with extensive adjustability.

The Stylo Head Support has been designed to provide superior head and neck control for individuals with basic and moderate needs, through to complex postural asymmetries.

This next generation head support technology from Spex Seating provides superior adjustability and strength, with its extended links and ball and socket joints ensuring extra strength to endure greater impact forces. In-built adjustment possibilities allows for better positioning of the head and neck in virtually any position.



Stylo 160



Stylo 260



# Clinical

Designed for the individual who:

- Presents with increased thoracic or lumbar curvature of the spine and therefore requires the head support to be placed afar from the back support.
- Presents with rotation or lateral flexion of the trunk and may require the head support to be positioned in a specific spot, offset from the back support.

Ultimate and unparalleled adjustability to meet the most complex head positioning needs!

The extended adjustable links, together with ball and socket joints allow for precise head positioning as they permit the head/neck pad to be positioned virtually anywhere within its length. Increased forward reach with 160mm (Stylo 160) or 260mm (Stylo 260) available. Improved ball mount design allows incredible range of angle adjustment, with total adjustment possible up to 270°.





## Flip-back option

Available on both the Stylo 160 and 260, the flip-back mechanism option is an excellent choice for individuals who require assistance with transfers in and out of the wheelchair. Simply slide the red collar up to disengage the stem and swing backwards.





## One tool for all adjustments

For ease of Stylo adjustment and fine-tuning to the correct position, only one tool is required – a 5mm Hex/Allen Key.



## Sturdy positioning

Machined aluminium stem design incorporates two flat edges, ensuring no stem rotation for a fixed position that won't slip. Extra strong design clamps up tightly to prevent lateral movement.



## Super quick installation

Head support stem installs simply and easily into the mount, and easily removes when required.

# Stylo 160

For the simple, yet adjustable and adaptable head positioning solution

Stylo 160 is crafted to achieve the best of both worlds: simplicity and ease of adjustment, yet highly adjustable and versatile.

Clever use of twin ball joints means the head pad can be orientated to where the optimal support is required, through an available 45° of pitch; coupled with two hinge joints that offer infinite up and down, and forward and backward adjustment. The finished product... an extremely versatile mechanism that allows true adjustment of the pad position, creating a solution that is completely adaptable to the user.

Available in flip-back option for ease of transfers.





# Stylo 260

Infinite adjustability  
for the most  
complex situations!

Stylo 260 is engineered to offer ultimate and unparalleled adjustability to meet the most complex head positioning needs! With simple adjustment and intuitive design, it brings simplicity to the most complex of cases.

Similar to Stylo 160, clever use of twin ball joints means the head pad can be orientated to where the optimal support is required, through an available 45° of pitch; coupled with two hinge joints that offer infinite up and down, and forward and backward adjustment. In addition, it offers incredible reach with length-adjustable links.

Available in flip-back option for ease of transfers.

# spex Stylo

	Stylo 160	Stylo 260
CODE	1274-1252-000	1274-1282-000
FLIP-BACK CODE	1274-2252-000	1274-2282-000
HORIZONTAL FORWARD ADJUSTMENT	160 mm	260 mm
VERTICAL ADJUSTMENT IN MECHANISM	135 mm	160 mm
VERTICAL ADJUSTMENT IN STEM	145 mm 80 mm for Flip-back	145 mm 80 mm for Flip-back
SIDEWAYS ADJUSTMENT	200 mm	250 mm
PITCH	45° of head support pad in all directions within the ball joint. The ball joint is also on a hinge which offers an additional 180° in up and down angle!	
WEIGHT OF STYLO STEM	745 grams	830 grams

## Stylo 160



HORIZONTAL FORWARD ADJUSTMENT



VERTICAL ADJUSTMENT IN MECHANISM



VERTICAL ADJUSTMENT IN STEM



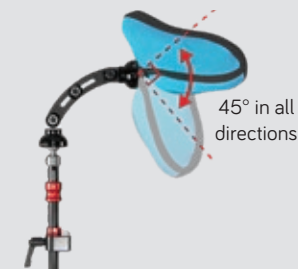
SIDEWAYS ADJUSTMENT



PITCH



## Stylo 260





# spex

Manufactured by Spex Ltd

32 Detroit Drive  
Rolleston 7675  
New Zealand

+64 3 307 9790

[solutions@spexseating.com](mailto:solutions@spexseating.com)

[www.spexseating.com](http://www.spexseating.com)

DISTRIBUTED BY: