

spex[®]

Shaping Better Lives



CLINICAL WHEELCHAIR SEATING

SCRIPT & ORDER GUIDE

[SPEXSEATING.COM](https://www.spexseating.com)

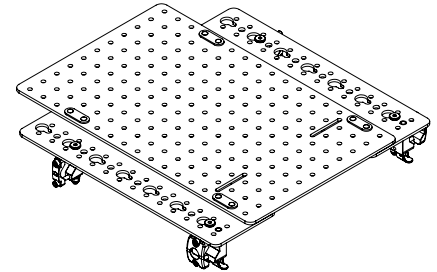
Designed and
manufactured by **medifab[®]**

20190701

Grid-Base Seat Pan

STEP 1: SELECT SIZE

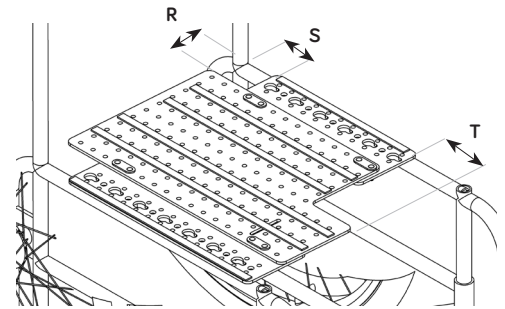
| QTY | ITEM CODE | W/C WIDTH | LENGTH | PER |
|-----|---------------|--------------|--------|-----|
| | 1007-1012-100 | 10"/11" | 12" | EA |
| | 1007-1212-100 | 12"/13" | 12" | EA |
| | 1007-1214-100 | 12"/13" | 14" | EA |
| | 1007-1414-100 | 14"/15" | 14" | EA |
| | 1007-1416-100 | 14"/15" | 16" | EA |
| | 1007-1616-100 | 16"/17" | 16" | EA |
| | 1007-1618-100 | 16"/17" | 18" | EA |
| | 1007-1818-100 | 18"/19" | 18" | EA |
| | 1007-1820-100 | 18"/19" | 20" | EA |
| | 1007-2020-100 | 20"/21" | 20" | EA |
| | 1007-2929-100 | Up to 20" XX | XX | EA |
| | 1007-2939-100 | Up to 25" XX | XX | EA |



Grid-Base Seat Pan can either be configured in Quick-Release or Hard-Mount (non-removable) set-up.

STEP 2: CUSTOMISE IF REQUIRED

| QTY | ITEM CODE | CUSTOMISATION | PER |
|-----|---------------|-------------------------------|---------------------------------|
| | 1010-0292-000 | Leg Length Discrepancy | EA |
| | T = | Indicate Side: Left / Right | |
| | 1010-0291-000 | Custom Backrest Cane Cut-Outs | PR |
| | R = | S = | (Standard cut-out R=1.5", S=3") |
| | 1009-0210-100 | Additional Mounting Kit | EA |



Cushion Rigidiser

| QTY | ITEM CODE | WIDTH | LENGTH | PER | QTY | ITEM CODE | WIDTH | LENGTH | PER |
|-----|---------------|-------|--------|-----|-----|---------------|--------------|--------|-----|
| | 1110-1010-200 | 10" | 10" | EA | | 1110-1616-200 | 16" | 16" | EA |
| | 1110-1012-200 | 10" | 12" | EA | | 1110-1618-200 | 16" | 18" | EA |
| | 1110-1110-200 | 11" | 10" | EA | | 1110-1716-200 | 17" | 16" | EA |
| | 1110-1112-200 | 11" | 12" | EA | | 1110-1717-200 | 17" | 17" | EA |
| | 1110-1212-200 | 12" | 12" | EA | | 1110-1718-200 | 17" | 18" | EA |
| | 1110-1214-200 | 12" | 14" | EA | | 1110-1818-200 | 18" | 18" | EA |
| | 1110-1312-200 | 13" | 12" | EA | | 1110-1820-200 | 18" | 20" | EA |
| | 1110-1314-200 | 13" | 14" | EA | | 1110-1918-200 | 19" | 18" | EA |
| | 1110-1414-200 | 14" | 14" | EA | | 1110-1920-200 | 19" | 20" | EA |
| | 1110-1416-200 | 14" | 16" | EA | | 1110-2020-200 | 20" | 20" | EA |
| | 1110-1514-200 | 15" | 14" | EA | | 1110-2929-200 | Up to 20" XX | XX | EA |
| | 1110-1516-200 | 15" | 16" | EA | | 1110-2939-200 | Up to 25" XX | XX | EA |

Items listed in blue text are part of the Spex Kidz Range.

Vigour Cushion



| VIGOUR STANDARD CONTOUR | | | | | | VIGOUR HIGH CONTOUR | | | |
|-------------------------|--------|---------------|---------------|---------------|---------------|---------------------|---------------|---------------|---------------|
| WIDTH | LENGTH | QTY | CUSHION | QTY | SPARE COVER | QTY | CUSHION | QTY | SPARE COVER |
| 10" | 10" | | 1103-1010-OSC | | 1123-1010-6SC | | 1103-1010-OHC | | 1123-1010-6HC |
| | 12" | | 1103-1012-OSC | | 1123-1012-6SC | | 1103-1012-OHC | | 1123-1012-6HC |
| | XX | | 1103-10XX-OSC | | 1123-10XX-6SC | | 1103-10XX-OHC | | 1123-10XX-6HC |
| 11" | 10" | | 1103-1110-OSC | | 1123-1110-6SC | | 1103-1110-OHC | | 1123-1110-6HC |
| | 12" | | 1103-1112-OSC | | 1123-1112-6SC | | 1103-1112-OHC | | 1123-1112-6HC |
| | XX | | 1103-11XX-OSC | | 1123-11XX-6SC | | 1103-11XX-OHC | | 1123-11XX-6HC |
| 12" | 12" | | 1103-1212-OSC | | 1123-1212-6SC | | 1103-1212-OHC | | 1123-1212-6HC |
| | 14" | | 1103-1214-OSC | | 1123-1214-6SC | | 1103-1214-OHC | | 1123-1214-6HC |
| | XX | | 1103-12XX-OSC | | 1123-12XX-6SC | | 1103-12XX-OHC | | 1123-12XX-6HC |
| 13" | 12" | | 1103-1312-OSC | | 1123-1312-6SC | | 1103-1312-OHC | | 1123-1312-6HC |
| | 14" | | 1103-1314-OSC | | 1123-1314-6SC | | 1103-1314-OHC | | 1123-1314-6HC |
| | XX | | 1103-13XX-OSC | | 1123-13XX-6SC | | 1103-13XX-OHC | | 1123-13XX-6HC |
| 14" | 14" | | 1103-1414-OSC | | 1123-1414-6SC | | 1103-1414-OHC | | 1123-1414-6HC |
| | 16" | | 1103-1416-OSC | | 1123-1416-6SC | | 1103-1416-OHC | | 1123-1416-6HC |
| | 18" | | 1103-1418-OSC | | 1123-1418-6SC | | 1103-1418-OHC | | 1123-1418-6HC |
| | XX | | 1103-14XX-OSC | | 1123-14XX-6SC | | 1103-14XX-OHC | | 1123-14XX-6HC |
| 15" | 14" | | 1103-1514-OSC | | 1123-1514-6SC | | 1103-1514-OHC | | 1123-1514-6HC |
| | 16" | | 1103-1516-OSC | | 1123-1516-6SC | | 1103-1516-OHC | | 1123-1516-6HC |
| | XX | | 1103-15XX-OSC | | 1123-15XX-6SC | | 1103-15XX-OHC | | 1123-15XX-6HC |
| 16" | 16" | | 1103-1616-OSC | | 1123-1616-6SC | | 1103-1616-OHC | | 1123-1616-6HC |
| | 18" | | 1103-1618-OSC | | 1123-1618-6SC | | 1103-1618-OHC | | 1123-1618-6HC |
| | 20" | | 1103-1620-OSC | | 1123-1620-6SC | | 1103-1620-OHC | | 1123-1620-6HC |
| | XX | | 1103-16XX-OSC | | 1123-16XX-6SC | | 1103-16XX-OHC | | 1123-16XX-6HC |
| 17" | 17" | | 1103-1717-OSC | | 1123-1717-6SC | | 1103-1717-OHC | | 1123-1717-6HC |
| | 18" | | 1103-1718-OSC | | 1123-1718-6SC | | 1103-1718-OHC | | 1123-1718-6HC |
| | XX | | 1103-17XX-OSC | | 1123-17XX-6SC | | 1103-17XX-OHC | | 1123-17XX-6HC |
| 18" | 18" | | 1103-1818-OSC | | 1123-1818-6SC | | 1103-1818-OHC | | 1123-1818-6HC |
| | 20" | | 1103-1820-OSC | | 1123-1820-6SC | | 1103-1820-OHC | | 1123-1820-6HC |
| | XX | | 1103-18XX-OSC | | 1123-18XX-6SC | | 1103-18XX-OHC | | 1123-18XX-6HC |
| 19" | 18" | | 1103-1918-OSC | | 1123-1918-6SC | | 1103-1918-OHC | | 1123-1918-6HC |
| | 20" | | 1103-1920-OSC | | 1123-1920-6SC | | 1103-1920-OHC | | 1123-1920-6HC |
| | XX | | 1103-19XX-OSC | | 1123-19XX-6SC | | 1103-19XX-OHC | | 1123-19XX-6HC |
| 20" | 20" | | 1103-2020-OSC | | 1123-2020-6SC | | 1103-2020-OHC | | 1123-2020-6HC |
| | 22" | | 1103-2022-OSC | | 1123-2022-6SC | | 1103-2022-OHC | | 1123-2022-6HC |
| | XX | | 1103-20XX-OSC | | 1123-20XX-6SC | | 1103-20XX-OHC | | 1123-20XX-6HC |
| Upto20 | XX | 1103-2929-OSC | | 1123-2929-6SC | | 1103-2929-OHC | | 1123-2929-6HC | |
| Upto25 | XX | 1103-2939-OSC | | 1123-2939-6SC | | 1103-2939-OHC | | 1123-2939-6HC | |

Spex Cushion



| SPEX STANDARD CONTOUR (30mm Trough Height) | | | | | SPEX HIGH CONTOUR (50 mm Trough Height) | | | | |
|--|--------|---------------|---------------|---------------|---|---------------|---------------|-----|-------------|
| WIDTH | LENGTH | QTY | CUSHION | SPARE COVER | QTY | CUSHION | SPARE COVER | QTY | SPARE COVER |
| 10" | 10" | | 1105-1010-OSC | 1125-1010-6SC | | 1105-1010-OHC | 1125-1010-6HC | | |
| | 12" | | 1105-1012-OSC | 1125-1012-6SC | | 1105-1012-OHC | 1125-1012-6HC | | |
| | XX | | 1105-10XX-OSC | 1125-10XX-6SC | | 1105-10XX-OHC | 1125-10XX-6HC | | |
| 11" | 10" | | 1105-1110-OSC | 1125-1110-6SC | | 1105-1110-OHC | 1125-1110-6HC | | |
| | 12" | | 1105-1112-OSC | 1125-1112-6SC | | 1105-1112-OHC | 1125-1112-6HC | | |
| | XX | | 1105-11XX-OSC | 1125-11XX-6SC | | 1105-11XX-OHC | 1125-11XX-6HC | | |
| 12" | 12" | | 1105-1212-OSC | 1125-1212-6SC | | 1105-1212-OHC | 1125-1212-6HC | | |
| | 14" | | 1105-1214-OSC | 1125-1214-6SC | | 1105-1214-OHC | 1125-1214-6HC | | |
| | XX | | 1105-12XX-OSC | 1125-12XX-6SC | | 1105-12XX-OHC | 1125-12XX-6HC | | |
| 13" | 12" | | 1105-1312-OSC | 1125-1312-6SC | | 1105-1312-OHC | 1125-1312-6HC | | |
| | 14" | | 1105-1314-OSC | 1125-1314-6SC | | 1105-1314-OHC | 1125-1314-6HC | | |
| | XX | | 1105-13XX-OSC | 1125-13XX-6SC | | 1105-13XX-OHC | 1125-13XX-6HC | | |
| 14" | 14" | | 1105-1414-OSC | 1125-1414-6SC | | 1105-1414-OHC | 1125-1414-6HC | | |
| | 16" | | 1105-1416-OSC | 1125-1416-6SC | | 1105-1416-OHC | 1125-1416-6HC | | |
| | 18" | | 1105-1418-OSC | 1125-1418-6SC | | 1105-1418-OHC | 1125-1418-6HC | | |
| | XX | | 1105-14XX-OSC | 1125-14XX-6SC | | 1105-14XX-OHC | 1125-14XX-6HC | | |
| 15" | 14" | | 1105-1514-OSC | 1125-1514-6SC | | 1105-1514-OHC | 1125-1514-6HC | | |
| | 16" | | 1105-1516-OSC | 1125-1516-6SC | | 1105-1516-OHC | 1125-1516-6HC | | |
| | XX | | 1105-15XX-OSC | 1125-15XX-6SC | | 1105-15XX-OHC | 1125-15XX-6HC | | |
| 16" | 16" | | 1105-1616-OSC | 1125-1616-6SC | | 1105-1616-OHC | 1125-1616-6HC | | |
| | 18" | | 1105-1618-OSC | 1125-1618-6SC | | 1105-1618-OHC | 1125-1618-6HC | | |
| | 20" | | 1105-1620-OSC | 1125-1620-6SC | | 1105-1620-OHC | 1125-1620-6HC | | |
| | XX | | 1105-16XX-OSC | 1125-16XX-6SC | | 1105-16XX-OHC | 1125-16XX-6HC | | |
| 17" | 17" | | 1105-1717-OSC | 1125-1717-6SC | | 1105-1717-OHC | 1125-1717-6HC | | |
| | 18" | | 1105-1718-OSC | 1125-1718-6SC | | 1105-1718-OHC | 1125-1718-6HC | | |
| | XX | | 1105-17XX-OSC | 1125-17XX-6SC | | 1105-17XX-OHC | 1125-17XX-6HC | | |
| 18" | 18" | | 1105-1818-OSC | 1125-1818-6SC | | 1105-1818-OHC | 1125-1818-6HC | | |
| | 20" | | 1105-1820-OSC | 1125-1820-6SC | | 1105-1820-OHC | 1125-1820-6HC | | |
| | XX | | 1105-18XX-OSC | 1125-18XX-6SC | | 1105-18XX-OHC | 1125-18XX-6HC | | |
| 19" | 18" | | 1105-1918-OSC | 1125-1918-6SC | | 1105-1918-OHC | 1125-1918-6HC | | |
| | 20" | | 1105-1920-OSC | 1125-1920-6SC | | 1105-1920-OHC | 1125-1920-6HC | | |
| | XX | | 1105-19XX-OSC | 1125-19XX-6SC | | 1105-19XX-OHC | 1125-19XX-6HC | | |
| 20" | 20" | | 1105-2020-OSC | 1125-2020-6SC | | 1105-2020-OHC | 1125-2020-6HC | | |
| | 22" | | 1105-2022-OSC | 1125-2022-6SC | | 1105-2022-OHC | 1125-2022-6HC | | |
| | XX | | 1105-20XX-OSC | 1125-20XX-6SC | | 1105-20XX-OHC | 1125-20XX-6HC | | |
| Upto20 | XX | 1105-2929-OSC | 1125-2929-6SC | | 1105-2929-OHC | 1125-2929-6HC | | | |
| Upto25 | XX | 1105-2939-OSC | 1125-2939-6SC | | 1105-2939-OHC | 1125-2939-6HC | | | |

Spex SuperHigh Cushion



10"-13" Trough Height: 80 mm at front
14"+ Trough Height: 100 mm at front

| WIDTH | LENGTH | QTY | CUSHION | QTY | SPARE COVER | WIDTH | LENGTH | QTY | CUSHION | QTY | SPARE COVER |
|-------|--------|-----|---------------|-----|---------------|--------|--------|-----|---------------|-----|---------------|
| 10" | 10" | | 1105-1010-OSS | | 1125-1010-6SS | 16" | 16" | | 1105-1616-OSS | | 1125-1616-6SS |
| | 12" | | 1105-1012-OSS | | 1125-1012-6SS | | 18" | | 1105-1618-OSS | | 1125-1618-6SS |
| | XX | | 1105-10XX-OSS | | 1125-10XX-6SS | | 20" | | 1105-1620-OSS | | 1125-1620-6SS |
| 11" | 10" | | 1105-1110-OSS | | 1125-1110-6SS | 17" | XX | | 1105-16XX-OSS | | 1125-16XX-6SS |
| | 12" | | 1105-1112-OSS | | 1125-1112-6SS | | 17" | | 1105-1717-OSS | | 1125-1717-6SS |
| | XX | | 1105-11XX-OSS | | 1125-11XX-6SS | | 18" | | 1105-1718-OSS | | 1125-1718-6SS |
| 12" | 12" | | 1105-1212-OSS | | 1125-1212-6SS | 18" | XX | | 1105-17XX-OSS | | 1125-17XX-6SS |
| | 14" | | 1105-1214-OSS | | 1125-1214-6SS | | 18" | | 1105-1818-OSS | | 1125-1818-6SS |
| | XX | | 1105-12XX-OSS | | 1125-12XX-6SS | | 20" | | 1105-1820-OSS | | 1125-1820-6SS |
| 13" | 12" | | 1105-1312-OSS | | 1125-1312-6SS | 19" | XX | | 1105-18XX-OSS | | 1125-18XX-6SS |
| | 14" | | 1105-1314-OSS | | 1125-1314-6SS | | 18" | | 1105-1918-OSS | | 1125-1918-6SS |
| | XX | | 1105-13XX-OSS | | 1125-13XX-6SS | | 20" | | 1105-1920-OSS | | 1125-1920-6SS |
| 14" | 14" | | 1105-1414-OSS | | 1125-1414-6SS | 20" | XX | | 1105-19XX-OSS | | 1125-19XX-6SS |
| | 16" | | 1105-1416-OSS | | 1125-1416-6SS | | 20" | | 1105-2020-OSS | | 1125-2020-6SS |
| | 18" | | 1105-1418-OSS | | 1125-1418-6SS | | 22" | | 1105-2022-OSS | | 1125-2022-6SS |
| | XX | | 1105-14XX-OSS | | 1125-14XX-6SS | | XX | | 1105-20XX-OSS | | 1125-20XX-6SS |
| 15" | 14" | | 1105-1514-OSS | | 1125-1514-6SS | Upto20 | XX | | 1105-2929-OSS | | 1125-2929-6SS |
| | 16" | | 1105-1516-OSS | | 1125-1516-6SS | Upto25 | XX | | 1105-2939-OSS | | 1125-2939-6SS |
| | XX | | 1105-15XX-OSS | | 1125-15XX-6SS | | | | | | |

Spex Flex Cushion



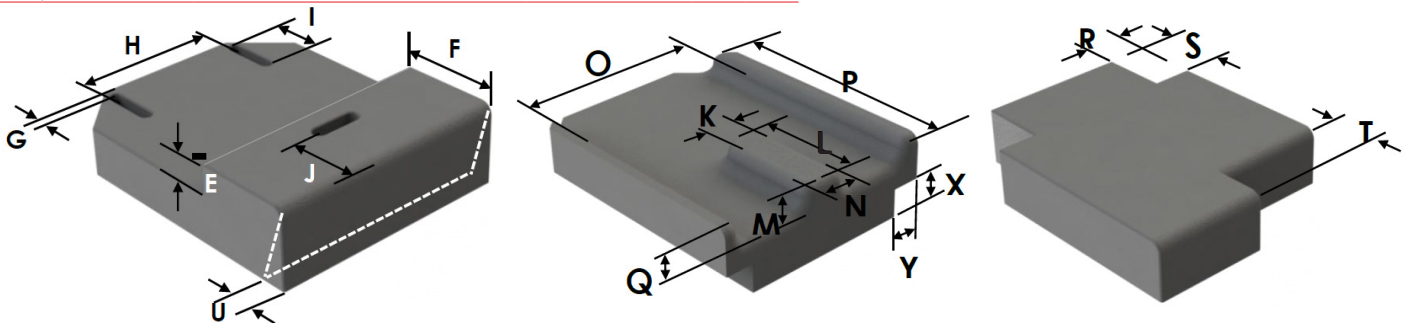

| STANDARD CONTOUR (30mm Trough Height) | | | | | | HIGH CONTOUR (50 mm Trough Height) | | | | | |
|---------------------------------------|--------|-----|---------------|-----|---------------|------------------------------------|---------------|-----|---------------|--|--|
| WIDTH | LENGTH | QTY | CUSHION | QTY | SPARE COVER | QTY | CUSHION | QTY | SPARE COVER | | |
| 12" | 14" | | 1106-1214-OSC | | 1126-1214-6SC | | 1106-1214-OHC | | 1126-1214-6HC | | |
| 13" | 14" | | 1106-1314-OSC | | 1126-1314-6SC | | 1106-1314-OHC | | 1126-1314-6HC | | |
| 14" | 14" | | 1106-1414-OSC | | 1126-1414-6SC | | 1106-1414-OHC | | 1126-1414-6HC | | |
| | 16" | | 1106-1416-OSC | | 1126-1416-6SC | | 1106-1416-OHC | | 1126-1416-6HC | | |
| | 18" | | 1106-1418-OSC | | 1126-1418-6SC | | 1106-1418-OHC | | 1126-1418-6HC | | |
| 15" | 14" | | 1106-1514-OSC | | 1126-1514-6SC | | 1106-1514-OHC | | 1126-1514-6HC | | |
| | 16" | | 1106-1516-OSC | | 1126-1516-6SC | | 1106-1516-OHC | | 1126-1516-6HC | | |
| | 18" | | 1106-1518-OSC | | 1126-1518-6SC | | 1106-1518-OHC | | 1126-1518-6HC | | |
| 16" | 16" | | 1106-1616-OSC | | 1126-1616-6SC | | 1106-1616-OHC | | 1126-1616-6HC | | |
| | 18" | | 1106-1618-OSC | | 1126-1618-6SC | | 1106-1618-OHC | | 1126-1618-6HC | | |
| | 20" | | 1106-1620-OSC | | 1126-1620-6SC | | 1106-1620-OHC | | 1126-1620-6HC | | |
| 17" | 18" | | 1106-1718-OSC | | 1126-1718-6SC | | 1106-1718-OHC | | 1126-1718-6HC | | |
| | 20" | | 1106-1720-OSC | | 1126-1720-6SC | | 1106-1720-OHC | | 1126-1720-6HC | | |
| 18" | 18" | | 1106-1818-OSC | | 1126-1818-6SC | | 1106-1818-OHC | | 1126-1818-6HC | | |
| | 20" | | 1106-1820-OSC | | 1126-1820-6SC | | 1106-1820-OHC | | 1126-1820-6HC | | |
| 19" | 18" | | 1106-1918-OSC | | 1126-1918-6SC | | 1106-1918-OHC | | 1126-1918-6HC | | |
| | 20" | | 1106-1920-OSC | | 1126-1920-6SC | | 1106-1920-OHC | | 1126-1920-6HC | | |
| 20" | 20" | | 1106-2020-OSC | | 1126-2020-6SC | | 1106-2020-OHC | | 1126-2020-6HC | | |
| Upto20 | XX | | 1106-2929-OSC | | 1126-2929-6SC | | 1106-2929-OHC | | 1126-2929-6HC | | |

To order a incontinence cover, replace -6 of Outer Cover code for -7

Cushion Custom Modifications

| QTY | ITEM CODE | SHAPE MODIFICATION | PER |
|-----|---------------|---|---------------------------|
| | 1111-0315-000 | Pre-ischial shelf | EA |
| | F = | E = | Angle of shelf (option) = |
| | 1111-0296-000 | Hip belt slots | PR |
| | G = | H = | I = |
| | 1111-0297-000 | Crotch strap/pommel slot | EA |
| | J = | | |
| | 1111-0317-000 | Cut-back front edge for leg contractures | EA |
| | U = | | |
| | 1111-0294-000 | Inbuilt abductor pommel | EA |
| | K = | L = | M = |
| | 1111-0295-000 | Inbuilt adductor thigh guides | PR |
| | O = | P = | Q = |
| | 1111-0375-000 | Seat rail cut-out for drop base | PR |
| | X = | Y = | |
| | 1111-0325-000 | Abduction/adduction contouring in cushion front ½ only | EA |
| | 1111-0335-000 | No pommel contouring | EA |
| | 1111-0336-000 | Std pommel contour on HC cushion | EA |
| | 1111-0292-000 | Leg length discrepancy cut-out | EA |
| | T = | LEFT / RIGHT | |
| | 1111-0291-000 | Rear cut-outs for backrest canes | PR |
| | R = | S = | |
| | 1111-0380-000 | Extensions to widen cushion | PR |
| | 1111-0304-000 | SuperHigh modification, increase rear half height to full lateral thigh support | EA |

Sketch your cushion elevations here



| QTY | ITEM CODE | FOAM/FABRIC CUSTOMISATION | PER |
|-----|---------------|--|-----|
| | 1111-0391-000 | ½" soft SunMate® overlay for top cushion surface | EA |
| | 1111-0392-000 | ½" Gel-foam overlay for top cushion surface | EA |
| | 1111-0365-000 | Rear corner ties (attach to backrest canes) | PR |
| | | Custom fabric choice for top cushion surface | |
| | 1111-0399-209 | Spextex. Wipe-down, waterproof finish | EA |
| | 1111-0399-219 | Spextex. Knitted side fabric finish | EA |
| | 1111-0399-099 | Air mesh Spacer Fabric | EA |
| | 1111-0491-028 | Change cushion border to Calypso pink | EA |
| | 1111-0491-022 | Change cushion border to Chilli red | EA |
| | 1111-0491-030 | Change cushion border to Mango orange | EA |
| | 1111-0491-060 | Change cushion border to Ocean blue | EA |
| | 1111-0491-090 | Change cushion border to Granite grey | EA |
| | 1111-0480-000 | Cellphone/accessory pocket for cushion | EA |
| | 1111-0273-000 | Spex Cushion additional contouring kit | EA |
| | 1111-0355-000 | Waffle gel in ischial region: sizes up to 16x18" | EA |
| | 1111-0356-000 | Waffle gel in ischial region: size 16x20"-20x20" | EA |
| | 1111-0358-000 | Waffle gel complete overlay: up to 20x20" | EA |
| | 1111-0421-000 | Envelope cover only for Supracor® insert | EA |
| | 1111-0431-000 | Envelope cover with Supracor® insert | EA |

| QTY | ITEM CODE | CUSTOM MODIFIED SPARE COVERS (FOR WHEN SHAPE MODS ARE SCRIPTED) | PER |
|-----|---------------|---|-----|
| | 1123-2949-600 | Vigour Outer Cover | EA |
| | 1133-2949-700 | Vigour Incontinence Cover | EA |
| | 1125-2949-600 | Spex Outer Cover | EA |
| | 1135-2949-700 | Spex Incontinence Cover | EA |
| | 1126-2949-600 | Spex Flex Cushion Outer Cover | EA |
| | 1136-2949-700 | Spex Flex Cushion Incontinence Cover | EA |



Supracor® covers add 13 mm to cushion height and provide heat & sweat reduction.

Vigour Back Support

1. SELECT BACK



VIGOUR LO

| W/C WIDTH | QTY | HEIGHT | BACK SUPPORT | QTY | SPARE COVER |
|-----------|-----|--------|---------------|-----|-----------------|
| 10" | | 6" | 1252-1006-00L | | 1252-1006-00L-C |
| 11"* | | 6" | 1252-1106-00L | | 1252-1106-00L-C |
| 12" | | 7" | 1252-1207-00L | | 1252-1207-00L-C |
| 13"* | | 7" | 1252-1307-00L | | 1252-1307-00L-C |
| 14" | | 8" | 1252-1408-00L | | 1252-1408-00L-C |
| 15"* | | 8" | 1252-1508-00L | | 1252-1508-00L-C |
| 16" | | 10" | 1252-1610-00L | | 1252-1610-00L-C |
| 17" | | 10" | 1252-1710-00L | | 1252-1710-00L-C |
| 18" | | 11" | 1252-1811-00L | | 1252-1811-00L-C |
| 19"* | | 11" | 1252-1911-00L | | 1252-1911-00L-C |
| 20" | | 11" | 1252-2011-00L | | 1252-2011-00L-C |



VIGOUR MID

| QTY | HEIGHT | BACK SUPPORT | QTY | SPARE COVER |
|-----|--------|---------------|-----|-----------------|
| | 10" | 1252-1010-00M | | 1252-1010-00M-C |
| | 10" | 1252-1110-00M | | 1252-1110-00M-C |
| | 12" | 1252-1212-00M | | 1252-1212-00M-C |
| | 12" | 1252-1312-00M | | 1252-1312-00M-C |
| | 14" | 1252-1414-00M | | 1252-1414-00M-C |
| | 14" | 1252-1514-00M | | 1252-1514-00M-C |
| | 16" | 1252-1616-00M | | 1252-1616-00M-C |
| | 17" | 1252-1717-00M | | 1252-1717-00M-C |
| | 17" | 1252-1817-00M | | 1252-1817-00M-C |
| | 17" | 1252-1917-00M | | 1252-1917-00M-C |
| | 17" | 1252-2017-00M | | 1252-2017-00M-C |

REFER PG 11 FOR CUSTOM BACK SUPPORT SCRIPTING



VIGOUR HI

| W/C WIDTH | QTY | HEIGHT | BACK SUPPORT | QTY | SPARE COVER |
|-----------|-----|--------|---------------|-----|-----------------|
| 10" | | 12" | 1252-1012-00H | | 1252-1012-00H-C |
| | | 14" | 1252-1014-00H | | 1252-1014-00H-C |
| | | 16" | 1252-1016-00H | | 1252-1016-00H-C |
| 11"* | | 12" | 1252-1112-00H | | 1252-1112-00H-C |
| | | 14" | 1252-1114-00H | | 1252-1114-00H-C |
| | | 16" | 1252-1116-00H | | 1252-1116-00H-C |
| 12" | | 14" | 1252-1214-00H | | 1252-1214-00H-C |
| | | 16" | 1252-1216-00H | | 1252-1216-00H-C |
| | | 18" | 1252-1218-00H | | 1252-1218-00H-C |
| 13"* | | 14" | 1252-1314-00H | | 1252-1314-00H-C |
| | | 16" | 1252-1316-00H | | 1252-1316-00H-C |
| | | 18" | 1252-1318-00H | | 1252-1318-00H-C |
| 14" | | 16" | 1252-1416-00H | | 1252-1416-00H-C |
| | | 18" | 1252-1418-00H | | 1252-1418-00H-C |
| | | 20" | 1252-1420-00H | | 1252-1420-00H-C |
| 15"* | | 16" | 1252-1516-00H | | 1252-1516-00H-C |
| | | 18" | 1252-1518-00H | | 1252-1518-00H-C |
| | | 20" | 1252-1520-00H | | 1252-1520-00H-C |

| W/C WIDTH | QTY | HEIGHT | BACK SUPPORT | QTY | SPARE COVER |
|-----------|-----|--------|---------------|-----|-----------------|
| 16" | | 18" | 1252-1618-00H | | 1252-1618-00H-C |
| | | 20" | 1252-1620-00H | | 1252-1620-00H-C |
| | | 23" | 1252-1623-00H | | 1252-1623-00H-C |
| 17" | | 18" | 1252-1718-00H | | 1252-1718-00H-C |
| | | 20" | 1252-1720-00H | | 1252-1720-00H-C |
| | | 23" | 1252-1723-00H | | 1252-1723-00H-C |
| 18" | | 18" | 1252-1818-00H | | 1252-1818-00H-C |
| | | 20" | 1252-1820-00H | | 1252-1820-00H-C |
| | | 23" | 1252-1823-00H | | 1252-1823-00H-C |
| 19"* | | 18" | 1252-1918-00H | | 1252-1918-00H-C |
| | | 20" | 1252-1920-00H | | 1252-1920-00H-C |
| | | 23" | 1252-1923-00H | | 1252-1923-00H-C |
| 20" | | 18" | 1252-2018-00H | | 1252-2018-00H-C |
| | | 20" | 1252-2020-00H | | 1252-2020-00H-C |
| | | 23" | 1252-2023-00H | | 1252-2023-00H-C |

REFER PG 11 FOR CUSTOM BACK SUPPORT SCRIPTING

2. SELECT HARDWARE

SELECT ONE HARDWARE CHOICE ONLY FROM THE FOLLOWING OPTIONS. IF NONE SELECTED QUAD MOUNT HARDWARE WILL BE SUPPLIED

| ✓ | Default | | | | | | |
|-------|---|---------------------------------------|--|---------------------------------------|----------------------------------|-----------------------------------|---|
| TYPE | Quad Mount | Single Mount | Dual Mount | Quad Mount Heavy-Duty | Quad Mount Fixed | Direct Mount | Omit Hardware |
| | | | | | | | |
| CODE | 1259-2400-100 | 1259-2100-100 | 1259-2200-100 | 1259-2405-100 | 1259-2470-100 | 1259-2460-100 | 1259-2000-100 |
| NOTES | Default Vigour hardware if no other choice is selected. | Preferred maximum back height of 18". | Unsuitable for Lo; or chairs w/ back brace between canes | Quad Mount with heavy duty L-Brackets | Fully adjustable, non-removable. | Width adjust only, non-removable. | Back shell and padding only (no hardware) |

3. VIGOUR MODIFICATIONS

| QTY | CODE | VIGOUR SHAPE MODIFICATION |
|-----|---------------|---|
| | 1209-2351-300 | Micro-Cube & Air-Flow Technology Upgrade |
| | 1209-2931-000 | T-Shape modification (to Hi only) |
| | 1208-2936-000 | Surface / I Shape modification (to Hi only) |

| QTY | CODE | CONTOURING CELL-CUBE UPGRADE (SPEX) |
|-----|---------------|--|
| | 1208-1201-300 | Vigour Lo contouring cell-cube system upgrade |
| | 1208-1202-300 | Vigour Mid contouring cell-cube system upgrade |

Mantaray Back Support



1. SELECT BACK

| W/C WIDTH | QTY | HIGH | BACK SUPPORT | QTY | SPARE COVER |
|-----------|-----|------|---------------|-----|-----------------|
| 10" | | 12" | 1254-1012-000 | | 1254-1012-000-C |
| | | 14" | 1254-1014-000 | | 1254-1014-000-C |
| 12" | | 14" | 1254-1214-000 | | 1254-1214-000-C |
| | | 16" | 1254-1216-000 | | 1254-1216-000-C |
| 13"* | | 14" | 1254-1314-000 | | 1254-1314-000-C |
| | | 16" | 1254-1316-000 | | 1254-1316-000-C |
| 14" | | 16" | 1254-1416-000 | | 1254-1416-000-C |
| | | 18" | 1254-1418-000 | | 1254-1418-000-C |
| 15"* | | 16" | 1254-1516-000 | | 1254-1516-000-C |
| | | 18" | 1254-1518-000 | | 1254-1518-000-C |
| 16" | | 18" | 1254-1618-000 | | 1254-1618-000-C |
| | | 20" | 1254-1620-000 | | 1254-1620-000-C |
| 17" | | 18" | 1254-1718-000 | | 1254-1718-000-C |
| | | 20" | 1254-1720-000 | | 1254-1720-000-C |
| 18" | | 18" | 1254-1818-000 | | 1254-1818-000-C |
| | | 20" | 1254-1820-000 | | 1254-1820-000-C |
| 19"* | | 18" | 1254-1918-000 | | 1254-1918-000-C |
| | | 20" | 1254-1920-000 | | 1254-1920-000-C |
| 20" | | 18" | 1254-2018-000 | | 1254-2018-000-C |
| | | 20" | 1254-2020-000 | | 1254-2020-000-C |

To order a backrest incontinence cover, replace -C of Outer Cover code for -I

REFER PG 11 FOR CUSTOM BACK SUPPORT SCRIPTING

2. SELECT HARDWARE SELECT ONE HARDWARE CHOICE ONLY FROM THE FOLLOWING OPTIONS. IF NONE SELECTED QUAD MOUNT HARDWARE WILL BE SUPPLIED

| ✓ | Default | | | | | | |
|-------|---|---------------------------------------|--|---------------------------------------|----------------------------------|-----------------------------------|---|
| TYPE | Quad Mount | Single Mount | Dual Mount | Quad Mount Heavy-Duty | Quad Mount Fixed | Direct Mount | Omit Hardware |
| | | | | | | | |
| CODE | 1259-2400-100 | 1259-2100-100 | 1259-2200-100 | 1259-2405-100 | 1259-2470-100 | 1259-2460-100 | 1259-2000-100 |
| NOTES | Default Vigour hardware if no other choice is selected. | Preferred maximum back height of 18". | Unsuitable for Lo; or chairs w/ back brace between canes | Quad Mount with heavy duty L-Brackets | Fully adjustable, non-removable. | Width adjust only, non-removable. | Back shell and padding only (no hardware) |

Spex Back Support



| 1. SELECT SIZE | | | RECTANGLE SHAPE (STRAIGHT SIDED) | | | T SHAPE | | | |
|----------------|--------|-----|----------------------------------|-----|-----------------|---------|---------------|-----|-----------------|
| W/C WIDTH | HEIGHT | QTY | BACK SUPPORT | QTY | SPARE COVER | QTY | BACK SUPPORT | QTY | SPARE COVER |
| 10" | 12" | | 1255-1012-OSS | | 1255-1012-OSS-C | | 1255-1012-OTS | | 1255-1012-OTS-C |
| | 14" | | 1255-1014-OSS | | 1255-1014-OSS-C | | 1255-1014-OTS | | 1255-1014-OTS-C |
| | 16" | | 1255-1016-OSS | | 1255-1016-OSS-C | | 1255-1016-OTS | | 1255-1016-OTS-C |
| | XX | | 1255-10XX-OSS | | 1255-10XX-OSS-C | | 1255-10XX-OTS | | 1255-10XX-OTS-C |
| 11"* | 12" | | 1255-1112-OSS | | 1255-1112-OSS-C | | 1255-1112-OTS | | 1255-1112-OTS-C |
| | 14" | | 1255-1114-OSS | | 1255-1114-OSS-C | | 1255-1114-OTS | | 1255-1114-OTS-C |
| | 16" | | 1255-1116-OSS | | 1255-1116-OSS-C | | 1255-1116-OTS | | 1255-1116-OTS-C |
| | XX | | 1255-11XX-OSS | | 1255-11XX-OSS-C | | 1255-11XX-OTS | | 1255-11XX-OTS-C |
| 12" | 14" | | 1255-1214-OSS | | 1255-1214-OSS-C | | 1255-1214-OTS | | 1255-1214-OTS-C |
| | 16" | | 1255-1216-OSS | | 1255-1216-OSS-C | | 1255-1216-OTS | | 1255-1216-OTS-C |
| | 18" | | 1255-1218-OSS | | 1255-1218-OSS-C | | 1255-1218-OTS | | 1255-1218-OTS-C |
| | XX | | 1255-12XX-OSS | | 1255-12XX-OSS-C | | 1255-12XX-OTS | | 1255-12XX-OTS-C |
| 13"* | 14" | | 1255-1314-OSS | | 1255-1314-OSS-C | | 1255-1314-OTS | | 1255-1314-OTS-C |
| | 16" | | 1255-1316-OSS | | 1255-1316-OSS-C | | 1255-1316-OTS | | 1255-1316-OTS-C |
| | 18" | | 1255-1318-OSS | | 1255-1318-OSS-C | | 1255-1318-OTS | | 1255-1318-OTS-C |
| | XX | | 1255-13XX-OSS | | 1255-13XX-OSS-C | | 1255-13XX-OTS | | 1255-13XX-OTS-C |
| 14" | 16" | | 1255-1416-OSS | | 1255-1416-OSS-C | | 1255-1416-OTS | | 1255-1416-OTS-C |
| | 18" | | 1255-1418-OSS | | 1255-1418-OSS-C | | 1255-1418-OTS | | 1255-1418-OTS-C |
| | 20" | | 1255-1420-OSS | | 1255-1420-OSS-C | | 1255-1420-OTS | | 1255-1420-OTS-C |
| | XX | | 1255-14XX-OSS | | 1255-14XX-OSS-C | | 1255-14XX-OTS | | 1255-14XX-OTS-C |
| 15"* | 16" | | 1255-1516-OSS | | 1255-1516-OSS-C | | 1255-1516-OTS | | 1255-1516-OTS-C |
| | 18" | | 1255-1518-OSS | | 1255-1518-OSS-C | | 1255-1518-OTS | | 1255-1518-OTS-C |
| | 20" | | 1255-1520-OSS | | 1255-1520-OSS-C | | 1255-1520-OTS | | 1255-1520-OTS-C |
| | XX | | 1255-15XX-OSS | | 1255-15XX-OSS-C | | 1255-15XX-OTS | | 1255-15XX-OTS-C |
| 16" | 18" | | 1255-1618-OSS | | 1255-1618-OSS-C | | 1255-1618-OTS | | 1255-1618-OTS-C |
| | 20" | | 1255-1620-OSS | | 1255-1620-OSS-C | | 1255-1620-OTS | | 1255-1620-OTS-C |
| | 23" | | 1255-1623-OSS | | 1255-1623-OSS-C | | 1255-1623-OTS | | 1255-1623-OTS-C |
| | XX | | 1255-16XX-OSS | | 1255-16XX-OSS-C | | 1255-16XX-OTS | | 1255-16XX-OTS-C |
| 17" | 18" | | 1255-1718-OSS | | 1255-1718-OSS-C | | 1255-1718-OTS | | 1255-1718-OTS-C |
| | 20" | | 1255-1720-OSS | | 1255-1720-OSS-C | | 1255-1720-OTS | | 1255-1720-OTS-C |
| | 23" | | 1255-1723-OSS | | 1255-1723-OSS-C | | 1255-1723-OTS | | 1255-1723-OTS-C |
| | XX | | 1255-17XX-OSS | | 1255-17XX-OSS-C | | 1255-17XX-OTS | | 1255-17XX-OTS-C |
| 18" | 18" | | 1255-1818-OSS | | 1255-1818-OSS-C | | 1255-1818-OTS | | 1255-1818-OTS-C |
| | 20" | | 1255-1820-OSS | | 1255-1820-OSS-C | | 1255-1820-OTS | | 1255-1820-OTS-C |
| | 23" | | 1255-1823-OSS | | 1255-1823-OSS-C | | 1255-1823-OTS | | 1255-1823-OTS-C |
| | XX | | 1255-18XX-OSS | | 1255-18XX-OSS-C | | 1255-18XX-OTS | | 1255-18XX-OTS-C |
| 19"* | 18" | | 1255-1918-OSS | | 1255-1918-OSS-C | | 1255-1918-OTS | | 1255-1918-OTS-C |
| | 20" | | 1255-1920-OSS | | 1255-1920-OSS-C | | 1255-1920-OTS | | 1255-1920-OTS-C |
| | 23" | | 1255-1923-OSS | | 1255-1923-OSS-C | | 1255-1923-OTS | | 1255-1923-OTS-C |
| | XX | | 1255-19XX-OSS | | 1255-19XX-OSS-C | | 1255-19XX-OTS | | 1255-19XX-OTS-C |
| 20" | 18" | | 1255-2018-OSS | | 1255-2018-OSS-C | | 1255-2018-OTS | | 1255-2018-OTS-C |
| | 20" | | 1255-2020-OSS | | 1255-2020-OSS-C | | 1255-2020-OTS | | 1255-2020-OTS-C |
| | 23" | | 1255-2023-OSS | | 1255-2023-OSS-C | | 1255-2023-OTS | | 1255-2023-OTS-C |
| | XX | | 1255-20XX-OSS | | 1255-20XX-OSS-C | | 1255-20XX-OTS | | 1255-20XX-OTS-C |

REFER PG 11 FOR CUSTOM BACK SUPPORT SCRIPTING

2. SELECT HARDWARE SELECT ONE HARDWARE CHOICE ONLY FROM THE FOLLOWING OPTIONS. IF NONE SELECTED QUAD MOUNT HARDWARE WILL BE SUPPLIED

| ✓ | Default | | | | | | |
|-------|---|---------------------------------------|--|---------------------------------------|----------------------------------|-----------------------------------|---|
| TYPE | Quad Mount | Single Mount | Dual Mount | Quad Mount Heavy-Duty | Quad Mount Fixed | Direct Mount | Omit Hardware |
| | | | | | | | |
| CODE | 1259-2400-100 | 1259-2100-100 | 1259-2200-100 | 1259-2405-100 | 1259-2470-100 | 1259-2460-100 | 1259-2000-100 |
| NOTES | Default Vigour hardware if no other choice is selected. | Preferred maximum back height of 18". | Unsuitable for Lo; or chairs w/ back brace between canes | Quad Mount with heavy duty L-Brackets | Fully adjustable, non-removable. | Width adjust only, non-removable. | Back shell and padding only (no hardware) |

3. SPEX SHAPE MODS

| QTY | CODE | SHAPE MODIFICATIONS | QTY | CODE | SHAPE MODIFICATIONS |
|-----|---------------|---|-----|---------------|--|
| | 1209-2932-000 | T-Shape squab for Rectangle shape shell | | 1209-2712-300 | Additional positioning kit (pack 10 cubes) |
| | 1209-2937-000 | Surface / I Shape modification | | 1208-2943-000 | Extra 3rd layer of positioning cubes |

SuperShape Back Support



1. SELECT SIZE

| W/C WIDTH | HEIGHT | QTY | BACKREST | QTY | SPARE COVER |
|-----------|--------|-----|---------------|-----|-----------------|
| 10" | 12" | | 1256-1012-OSS | | 1256-1012-OSS-C |
| | 14" | | 1256-1014-OSS | | 1256-1014-OSS-C |
| | 16" | | 1256-1016-OSS | | 1256-1016-OSS-C |
| 11** | 12" | | 1256-1112-OSS | | 1256-1112-OSS-C |
| | 14" | | 1256-1114-OSS | | 1256-1114-OSS-C |
| 12" | 12" | | 1256-1212-OSS | | 1256-1212-OSS-C |
| | 14" | | 1256-1214-OSS | | 1256-1214-OSS-C |
| | 16" | | 1256-1216-OSS | | 1256-1216-OSS-C |
| | 18" | | 1256-1218-OSS | | 1256-1218-OSS-C |
| 13** | 12" | | 1256-1312-OSS | | 1256-1312-OSS-C |
| | 14" | | 1256-1314-OSS | | 1256-1314-OSS-C |
| | 16" | | 1256-1316-OSS | | 1256-1316-OSS-C |
| | 18" | | 1256-1318-OSS | | 1256-1318-OSS-C |
| 14" | 14" | | 1256-1414-OSS | | 1256-1414-OSS-C |
| | 16" | | 1256-1416-OSS | | 1256-1416-OSS-C |
| | 18" | | 1256-1418-OSS | | 1256-1418-OSS-C |
| | 20" | | 1256-1420-OSS | | 1256-1420-OSS-C |
| 15** | 14" | | 1256-1514-OSS | | 1256-1514-OSS-C |
| | 16" | | 1256-1516-OSS | | 1256-1516-OSS-C |
| | 18" | | 1256-1518-OSS | | 1256-1518-OSS-C |
| | 20" | | 1256-1520-OSS | | 1256-1520-OSS-C |
| 16" | XX | | 1256-15XX-OSS | | 1256-15XX-OSS-C |
| | 16" | | 1256-1616-OSS | | 1256-1616-OSS-C |
| | 18" | | 1256-1618-OSS | | 1256-1618-OSS-C |
| | 20" | | 1256-1620-OSS | | 1256-1620-OSS-C |
| 17" | 23" | | 1256-1623-OSS | | 1256-1623-OSS-C |
| | XX | | 1256-16XX-OSS | | 1256-16XX-OSS-C |
| | 16" | | 1256-1716-OSS | | 1256-1716-OSS-C |
| | 18" | | 1256-1718-OSS | | 1256-1718-OSS-C |
| 18" | 20" | | 1256-1720-OSS | | 1256-1720-OSS-C |
| | 23" | | 1256-1723-OSS | | 1256-1723-OSS-C |
| | XX | | 1256-17XX-OSS | | 1256-17XX-OSS-C |
| | 16" | | 1256-1816-OSS | | 1256-1816-OSS-C |
| 19** | 18" | | 1256-1818-OSS | | 1256-1818-OSS-C |
| | 20" | | 1256-1820-OSS | | 1256-1820-OSS-C |
| | 23" | | 1256-1823-OSS | | 1256-1823-OSS-C |
| | XX | | 1256-18XX-OSS | | 1256-18XX-OSS-C |
| 20" | 16" | | 1256-1916-OSS | | 1256-1916-OSS-C |
| | 18" | | 1256-1918-OSS | | 1256-1918-OSS-C |
| | 20" | | 1256-1920-OSS | | 1256-1920-OSS-C |
| | 23" | | 1256-1923-OSS | | 1256-1923-OSS-C |
| 20" | XX | | 1256-19XX-OSS | | 1256-19XX-OSS-C |
| | 16" | | 1256-2016-OSS | | 1256-2016-OSS-C |
| | 18" | | 1256-2018-OSS | | 1256-2018-OSS-C |
| | 20" | | 1256-2020-OSS | | 1256-2020-OSS-C |
| 20" | 23" | | 1256-2023-OSS | | 1256-2023-OSS-C |
| | XX | | 1256-20XX-OSS | | 1256-20XX-OSS-C |

2. SELECT HARDWARE

SELECT ONE HARDWARE CHOICE ONLY FROM THE FOLLOWING OPTIONS.
IF NONE SELECTED QUAD MOUNT HARDWARE WILL BE SUPPLIED

| ✓ | IMAGE | TYPE | CODE | NOTES |
|--------------|-------|-----------------------|---------------|---|
| De- fault | | Quad Mount | 1259-2400-100 | Default Supershape hardware if no other choice is selected. |
| | | Single Mount | 1259-2100-100 | Preferred maximum back height of 18". |
| | | Dual Mount | 1259-2200-100 | Not suitable for wheelchairs with back brace between canes. |
| | | Quad Mount Heavy-Duty | 1259-2405-100 | Quad Mount with heavy duty L-Brackets |
| | | Quad Mount Fixed | 1259-2470-100 | Fully adjustable, non-removable. |
| | | Direct Mount | 1259-2460-100 | Width adjust only, non-removable. |
| | | Omit Hardware | 1259-2000-100 | Back shell and padding only (no hardware supplied). |

3. SUPERSHAPE SHAPE MODS

| QTY | CODE | SHAPE MODIFICATIONS |
|-----|---------------|----------------------------|
| | 1209-2933-000 | T-Shape modification |
| | 1209-2715-300 | Additional positioning kit |

REFER PG 11 FOR CUSTOM BACK SUPPORT SCRIPTING

To order a backrest incontinence cover, replace -C of Outer Cover code for -I

Custom Size Back Support Ordering

When ordering custom size back supports, lead time can be extended by up to 12 working days. Required Measurements:

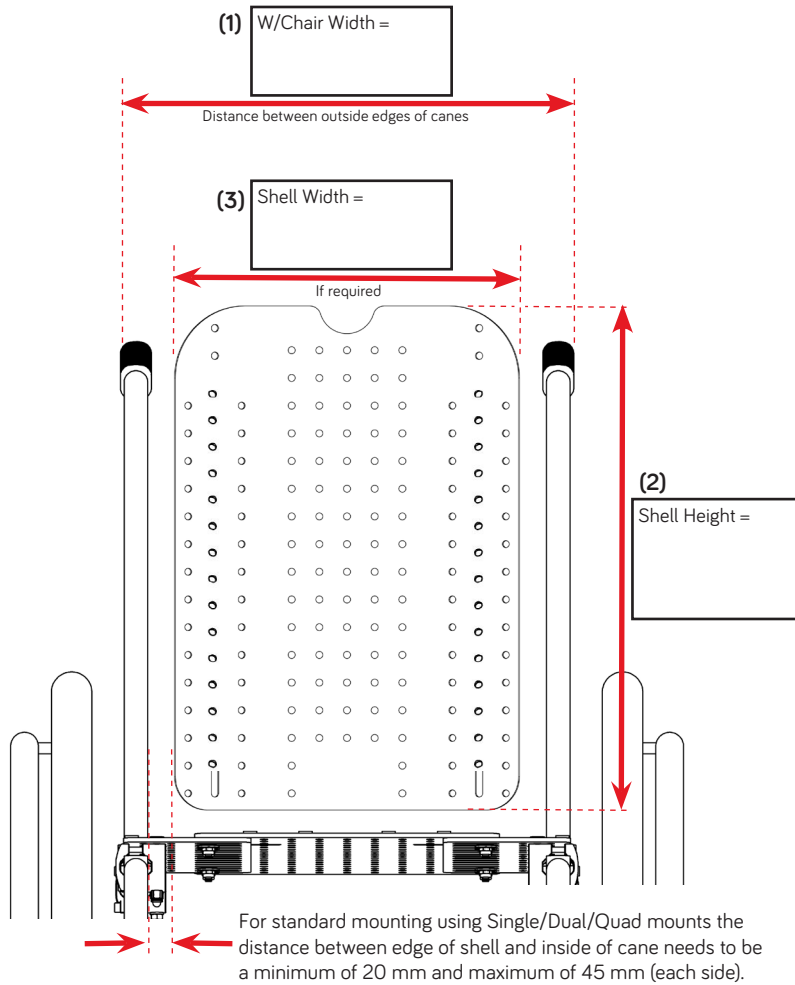
(1) W/C Width: _____

(2) Shell Height: _____

If you also wish to specify Shell Width, this can be entered below:

(3) Shell Width: _____

STEP 2. ENTER MEASUREMENTS



STEP 1. SELECT BACK SUPPORT

| W/C WIDTH | BACK CODE | BACK QTY | CVR QTY |
|-----------|-----------|----------|---------|
|-----------|-----------|----------|---------|

CUSTOM VIGOUR LO

| Upto20 | 1252-2929-00L | 1252-2929-00L-C |
|--------|---------------|-----------------|
| Upto25 | 1252-2939-00L | 1252-2939-00L-C |

CUSTOM VIGOUR MID

| Upto20 | 1252-2929-00M | 1252-2929-00M-C |
|--------|---------------|-----------------|
| Upto25 | 1252-2939-00M | 1252-2939-00M-C |

CUSTOM VIGOUR HI

| Upto20 | 1252-2929-00H | 1252-2929-00H-C |
|--------|---------------|-----------------|
| Upto25 | 1252-2939-00H | 1252-2939-00H-C |

CUSTOM COMFI

| Upto20 | 1253-2929-00H | 1253-2929-00H-C |
|--------|--|-----------------|
| Upto25 | 1253-2939-00H <td>1253-2939-00H-C</td> | 1253-2939-00H-C |

CUSTOM MANTARAY

| Upto20 | 1254-2929-000 | 1254-2929-000-C |
|--------|--|-----------------|
| Upto25 | 1254-2939-000 <td>1254-2939-000-C</td> | 1254-2939-000-C |

CUSTOM SPEX RECTANGLE SHAPE

| Upto20 | 1255-2929-0SS | 1255-2929-0SS-C |
|--------|--|-----------------|
| Upto25 | 1255-2939-0SS <td>1255-2939-0SS-C</td> | 1255-2939-0SS-C |

T SHAPE

| Upto20 | 1255-2929-0TS | 1255-2929-0TS-C |
|--------|--|-----------------|
| Upto25 | 1255-2939-0TS <td>1255-2939-0TS-C</td> | 1255-2939-0TS-C |

CUSTOM SUPERSHAPE

| Upto20 | 1256-2929-0SS | 1256-2929-0SS-C |
|--------|--|-----------------|
| Upto25 | 1256-2939-0SS <td>1256-2939-0SS-C</td> | 1256-2939-0SS-C |


STEP 4. SPECIFY PADDING (NO CHARGE)

| CODE | Default | 1249-2339-300 | 1249-2349-300 |
|-------|---|---|-----------------------------|
| NOTES | Default padding width = wheelchair width minus 1" | Slim Fit Padding (to be same width as back shell) | Custom Fit Padding. Detail: |

Back Support Customisations


| QTY | ITEM CODE | DESCRIPTION |
|-----|---------------|---|
| | 1208-2942-300 | Custom thickness (unavailable for Comfi or Air-Flow) (Specify) = |
| | 1208-2945-300 | ½" extra soft pressure-relieving foam overlay in front back support section |
| | 1209-2346-300 | 30 mm soft pressure-sensitive foam in front section of back support inner |
| | 1208-2947-300 | ½" gel-foam in spinal region Custom fabric choice on cover |
| | 1208-2949-209 | Spextex. Wipe-down, waterproof finish |
| | 1208-2949-219 | Spextex. Knitted side fabric finish |
| | 1208-2949-099 | Air mesh Spacer Fabric |
| | 1209-2491-028 | Change back support border to Calypso pink |
| | 1209-2491-022 | Change back support border to Chilli red |
| | 1209-2491-030 | Change back support border to Mango orange |
| | 1209-2491-060 | Change back support border to Ocean blue |
| | 1209-2491-090 | Change back support border to Granite grey |

| QTY | ITEM CODE | SUPRACOR® |
|-----|----------------|--|
| | 1208-2951-300* | Envelope cover only for Supracor® insert |
| | 1208-2952-300* | Envelope cover with Supracor® insert |



Adds 13 mm to back thickness

*Must be ordered with back support or cover



| QTY | ITEM CODE | POSITIONING KITS | IMAGE | QTY | ITEM CODE | POSITIONING KITS | IMAGE |
|-----|---------------|---|-------|-----|---------------|---|-------|
| | 1209-2713-300 | Additional backrest lumber pad and lateral stability wedges | | | 1209-2720-300 | Asymmetric contour wedge kit | |
| | 1209-2722-300 | Asymmetric narrow contour wedge 200mm high x 100mm wide x 40mm deep | | | 1209-2724-300 | Asymmetric 5° cushion wedge 44mm high x 550mm wide x 500 deep | |
| | 1209-2723-300 | Asymmetric bi-angular contour wedge 200mm high x 100mm wide x 40mm deep | | | | | |

| QTY | CODE | HARDWARE OPTIONS |
|-----|---------------|--|
| | 1259-2450-100 | Quad Mount extended upgrade to increase back angle by ≈10° |
| | 1259-2452-100 | Quad Mount extended upgrade to increase seat depth |
| | 1259-2405-100 | Quad Mount Heavy Duty L-Bracket upgrade: when purchased with back |
| | 1259-2490-100 | Quad Mount Width Adjusters; can also be used with Single Mount |
| | 1259-2440-100 | Quad Mount additional two points of attachment (6 total) for when back height is over 25" or for extra secure attachment |
| | 1259-2120-100 | Single Mount Hardware set for second wheelchair (Up to 18" back height) |
| | 1259-2220-100 | Dual Mount Hardware set for second wheelchair |
| | 1259-2420-100 | Quad Mount Hardware set for second wheelchair |
| | 1259-2130-100 | Single Mount Hardware complete set (Up to 18" back height) |
| | 1259-2230-100 | Dual Mount Hardware complete set |
| | 1259-2430-100 | Quad Mount Hardware complete set |
| | 1259-2435-100 | Quad Mount Heavy duty L-Bracket complete set |

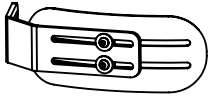
| QTY | CODE | FIXING STUDS |
|-----|---------------|-------------------|
| | 1258-0030-100 | 16 mm fixing stud |
| | 1258-0031-100 | 20 mm fixing stud |
| | 1258-0032-100 | 25 mm fixing stud |

REFER TO APPENDIX FOR MORE DETAILS

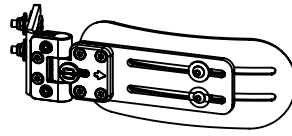
Lateral Trunk Supports

These parts are each (one side only). Please enter quantities in the L or R to distinguish between configurations where 2 different laterals are configured.

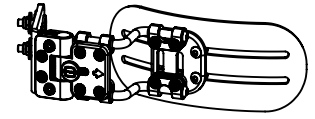
STEP 1: SELECT HARDWARE



FIXED BRACKET



STANDARD SWING-AWAY



SWING-AWAY AXIAL

| L | R | STYLE | CODE |
|---|---|------------|---------------|
| | | Fixed | 1266-2101-100 |
| | | Kidz Fixed | 1266-2111-100 |

Narrow Curved pad not available with Fixed Bracket.

| L | R | STYLE | CODE |
|---|---|-----------------------------|---------------|
| | | Swing-Away, straight | 1266-2201-100 |
| | | Kidz Swing-Away, straight | 1266-2211-100 |
| | | Swing-Away, straight extend | 1266-2202-100 |
| | | Swing-Away, offset 20mm | 1266-2203-100 |
| | | Kidz SwingAway, offset 15mm | 1266-2213-100 |
| | | Swing-Away, offset 40mm | 1266-2204-100 |

| L | R | STYLE | CODE |
|---|---|------------|---------------|
| | | Axial | 1266-2301-100 |
| | | Kidz Axial | 1266-2311-100 |

STEP 1A: FIXED BRACKET UPGRADE IF REQUIRED

| L | R | BRACKET | CODE |
|---|---|--|---------------|
| | | Reinforcement plate (forceful side leaning or clients over 100 kg) | 1266-2450-100 |

STEP 1A: BRACKET UPGRADES IF REQUIRED

(Items listed in black are unavailable for Kidz brackets)

| L | R | BRACKET | CODE | \$ |
|---|---|--|---------------|-----|
| | | Left Cane Mount (attachment directly to w/chair canes) | 1266-2411-100 | 130 |
| | | Right Cane Mount (attachment directly to w/chair canes) | 1266-2412-100 | 130 |
| | | Reinforcement plate (forceful side leaning or clients over 100 kg) | 1266-2450-100 | 80 |
| | | Deep Contour Bracket Kit: extends depth by 30 mm | 1266-2420-100 | 80 |
| | | Deep Contour Extended Bracket Kit: extends depth up to 115 mm* | 1266-2430-100 | 130 |
| | | Kidz Lateral Mounting Bracket: 20mm shorter along shell for closer positioning of laterals | 1266-2442-100 | 55 |
| | | Kidz Lateral Mounting Bracket: 20mm longer along shell for increased width growth | 1266-2444-100 | 55 |

* Generally used with SuperShape Back Supports with extensive contouring

STEP 2: SELECT PAD WITH STANDARD OR COMFY-COVER

| L | R | STD COVER | HEIGHT | DEPTH | CODE | IMAGE | L | R | COMFY-COVER | CODE |
|---|---|-------------------|--------|--------|---------------|-------|---|---------|-------------------|---------------|
| | | Narrow Straight 0 | 85 mm | 115 mm | 1266-3010-400 | | | | Narrow Straight 0 | 1266-3010-800 |
| | | Narrow Straight 1 | 95 mm | 145 mm | 1266-3011-400 | | | | Narrow Straight 1 | 1266-3011-800 |
| | | Narrow Straight 2 | 95 mm | 180 mm | 1266-3012-400 | | | | Narrow Straight 2 | 1266-3012-800 |
| | | Narrow Straight 3 | 115 mm | 210 mm | 1266-3013-400 | | | | Narrow Straight 3 | 1266-3013-800 |
| | | Narrow Straight 4 | 115 mm | 240 mm | 1266-3014-400 | | | | Narrow Straight 4 | 1266-3014-800 |
| | | Narrow Curved 1 | 95 mm | 145 mm | 1266-3021-400 | | | | Narrow Curved 1 | 1266-3021-800 |
| | | Narrow Curved 2 | 95 mm | 180 mm | 1266-3022-400 | | | | Narrow Curved 2 | 1266-3022-800 |
| | | Narrow Curved 3 | 115 mm | 210 mm | 1266-3023-400 | | | | Narrow Curved 3 | 1266-3023-800 |
| | | Narrow Curved 4 | 115 mm | 240 mm | 1266-3024-400 | | | | Narrow Curved 4 | 1266-3024-800 |
| | | Broad 1 | 105 mm | 130 mm | 1266-3031-400 | | | | Broad 1 | 1266-3031-800 |
| | | Broad 2 | 125 mm | 140 mm | 1266-3032-400 | | | | Broad 2 | 1266-3032-800 |
| | | Broad 3 | 140 mm | 150 mm | 1266-3033-400 | | | | Broad 3 | 1266-3033-800 |
| | | Broad 4 | 160 mm | 155 mm | 1266-3034-400 | | | | Broad 4 | 1266-3034-800 |
| | | Broad 5 | 195 mm | 165 mm | 1266-3035-400 | | | | Broad 5 | 1266-3035-800 |
| | | Broad 6 | 230 mm | 175 mm | 1266-3036-400 | | | Broad 6 | 1266-3036-800 | |

STEP 3: SELECT FABRIC

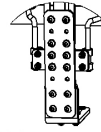
| L | R | Default | | |
|------|---------------------|--|--------------------------------|-------------------------------------|
| | | Default | | |
| TYPE | Neoprene both sides | GlideWear anti-shear fabric on internal face | Spextex. Wipe-down, waterproof | Spextex. Knitted side fabric finish |
| CODE | | 1261-3849-295 | 1261-3849-209 | 1261-3849-219 |

STEP 4: CUSTOMISE IF REQUIRED

| L | R | | | |
|---------|--|--|-------------------------------------|-------------------------------|
| | | | | |
| CUS-TOM | ½" SunMate® overlay: internal /top surface | ½" Gel-foam overlay: internal /top surface | Neoprene sleeve to protect hardware | Other customisation, specify: |
| CODE | 1261-3846-400 | 1261-3847-400 | 1261-3848-400 | 1261-5839-400 |

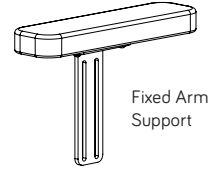
Arm Support Hardware

SELECT ARM PAD
ON PG 15



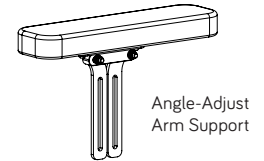
SEAT PAN

| EACH | QTY | QUICK RELEASE | QTY | SWING-DOWN | QTY | FIXED MOUNT |
|--------------|-----|---------------|-----|---------------|-----|---------------|
| Fixed | | 1156-0100-110 | | 1156-0100-120 | | 1156-0100-130 |
| Fixed Kidz | | 1156-0200-110 | | 1156-0200-120 | | 1156-0200-130 |
| Angle-Adjust | | 1156-0300-110 | | 1156-0300-120 | | 1156-0300-130 |



SEAT RAIL

| EACH | QTY | QUICK RELEASE | QTY | SWING-DOWN | QTY | FIXED MOUNT |
|--------------|-----|---------------|-----|---------------|-----|---------------|
| Fixed | | 1156-0100-210 | | 1156-0100-220 | | 1156-0100-230 |
| Fixed Kidz | | 1156-0200-210 | | 1156-0200-220 | | 1156-0200-230 |
| Angle-Adjust | | 1156-0300-210 | | 1156-0300-220 | | 1156-0300-230 |

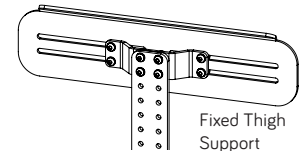


Thigh Support Hardware

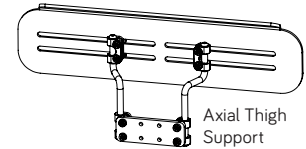
SELECT THIGH PAD
ON PG 15

SEAT RAIL SEAT PAN

| EACH | QTY | QUICK RELEASE | QTY | SWING-DOWN | QTY | FIXED MOUNT |
|-------|-----|---------------|-----|---------------|-----|---------------|
| Fixed | | 1156-0002-110 | | 1156-0002-120 | | 1156-0002-130 |
| Axial | | 1156-0001-110 | | 1156-0001-120 | | 1156-0001-130 |



| EACH | QTY | QUICK RELEASE | QTY | SWING-DOWN | QTY | FIXED MOUNT |
|-------|-----|---------------|-----|---------------|-----|---------------|
| Fixed | | 1156-0002-210 | | 1156-0002-220 | | 1156-0002-230 |
| Axial | | 1156-0001-210 | | 1156-0001-220 | | 1156-0001-230 |

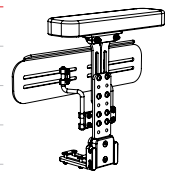


Combo Arm/Thigh Hardware

SELECT ARM/THIGH
PADS ON PG 15

SEAT PAN

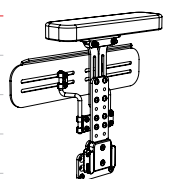
| EACH | QTY | QUICK RELEASE | QTY | SWING-DOWN | QTY | FIXED MOUNT |
|--------------------------------|-----|---------------|-----|---------------|-----|---------------|
| Angle-Adjust Arm + Axial Thigh | | 1156-0301-110 | | 1156-0301-120 | | 1156-0301-130 |
| Angle-Adjust Arm + Fixed Thigh | | 1156-0302-110 | | 1156-0302-120 | | 1156-0302-130 |
| Fixed Arm + Axial Thigh | | 1156-0101-110 | | 1156-0101-120 | | 1156-0101-130 |
| Kidz Fixed Arm + Axial Thigh | | 1156-0201-110 | | 1156-0201-120 | | 1156-0201-130 |
| Fixed Arm + Fixed Thigh | | 1156-0102-110 | | 1156-0102-120 | | 1156-0102-130 |
| Kidz Fixed Arm + Fixed Thigh | | 1156-0202-110 | | 1156-0202-120 | | 1156-0202-130 |



Combo Angle Adjust Arm + Axial Thigh with Seat Pan Mount

SEAT RAIL

| EACH | QTY | QUICK RELEASE | QTY | SWING-DOWN | QTY | FIXED MOUNT |
|--------------------------------|-----|---------------|-----|---------------|-----|---------------|
| Angle-Adjust Arm + Axial Thigh | | 1156-0301-210 | | 1156-0301-220 | | 1156-0301-230 |
| Angle-Adjust Arm + Fixed Thigh | | 1156-0302-210 | | 1156-0302-220 | | 1156-0302-230 |
| Fixed Arm + Axial Thigh | | 1156-0101-210 | | 1156-0101-220 | | 1156-0101-230 |
| Kidz Fixed Arm + Axial Thigh | | 1156-0201-210 | | 1156-0201-220 | | 1156-0201-230 |
| Fixed Arm + Fixed Thigh | | 1156-0102-210 | | 1156-0102-220 | | 1156-0102-230 |
| Kidz Fixed Arm + Fixed Thigh | | 1156-0202-210 | | 1156-0202-220 | | 1156-0202-230 |



Combo Angle Adjust Arm + Axial Thigh with Seat Rail Mount

Thigh & Arm Support Pads

COMFI ARM SUPPORT PADS

| QTY | ITEM CODE | SIZE | A (mm) | B (mm) | PER |
|-----|---------------|----------|--------|--------|-----|
| | 1156-5811-410 | 1 Narrow | 40 | 250 | EA |
| | 1156-5812-410 | 2 Narrow | 50 | 300 | EA |
| | 1156-5813-410 | 3 Narrow | 60 | 350 | EA |
| | 1156-5821-410 | 1 Wide | 70 | 250 | EA |
| | 1156-5822-410 | 2 Wide | 80 | 300 | EA |
| | 1156-5823-410 | 3 Wide | 90 | 350 | EA |
| | 1156-5829-410 | Custom | XX | XX | EA |

THIGH SUPPORT PADS

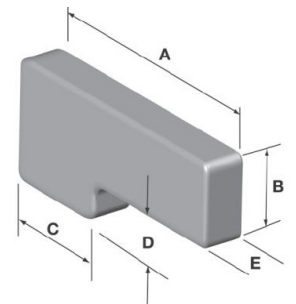
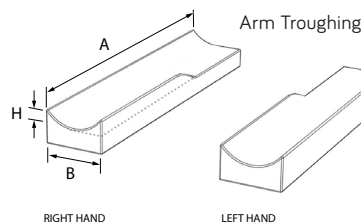
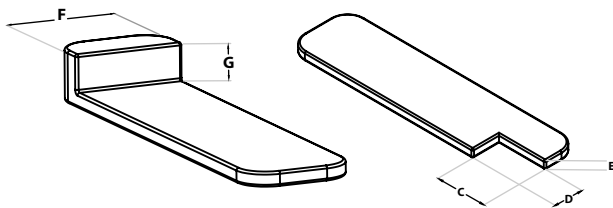
| QTY | ITEM CODE | SIZE | A (mm) | B (mm) | E (mm) | PER |
|-----|---------------|--------|--------|--------|--------|-----|
| | 1156-1010-400 | 10" | 260 | 90 | 35 | EA |
| | 1156-1012-400 | 12" | 310 | 90 | 35 | EA |
| | 1156-1014-400 | 14" | 360 | 125 | 35 | EA |
| | 1156-1016-400 | 16" | 410 | 140 | 35 | EA |
| | 1156-1018-400 | 18" | 450 | 140 | 35 | EA |
| | 1156-1020-400 | 20" | 510 | 160 | 35 | EA |
| | 1156-1029-400 | Custom | XX | XX | XX | EA |

CUSTOMISE ARM SUPPORT PADS IF REQUIRED

| QTY | ITEM CODE | CUSTOMISATION | PER |
|-----|---------------|---|-------------|
| | 1300-5839-400 | Controller cutout C= D= | L / R EA |
| | 1300-5842-400 | Custom Thickness E= | EA |
| | 1300-5847-400 | ½" Gel-Foam Overlay Custom fabric on arm support pad | EA |
| | 1300-5849-219 | Spandex. Knitted side fabric finish | EA |
| | 1300-5844-400 | Rear Elbow Pad & Bracket F= G= | EA |
| | 1300-5845-400 | Side Elbow Pad F= G= | EA |
| | 1300-5835-400 | Arm Troughing H= | EA |

CUSTOMISE THIGH SUPPORT PADS IF REQUIRED

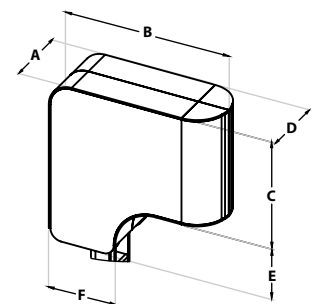
| QTY | ITEM CODE | CUSTOMISATION | PER |
|-----|---------------|---|-----|
| | 1153-1139-400 | Custom Cut-out C= D= | EA |
| | 1153-1145-400 | Custom Thickness E= | EA |
| | 1153-1147-400 | ½" Gel-Foam Overlay Custom fabric on thigh support cover | EA |
| | 1153-1149-209 | Spandex. Wipe-down, waterproof finish | EA |
| | 1153-1149-219 | Spandex. Knitted side fabric finish | EA |
| | 1153-1149-295 | GlideWear anti-shear fabric on internal face | EA |



Medial Thigh Support

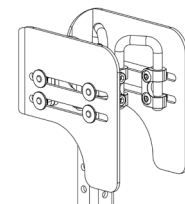
SWING-DOWN, STANDARD PAD

| QTY | ITEM CODE | SIZE | A (mm) | B (mm) | C (mm) | D (mm) | E (mm) | F (mm) |
|-----|---------------|--------|--------|--------|--------|--------|--------|--------|
| | 1162-1501-000 | 1 | 60 | 145 | 95 | 40 | 40 | 65 |
| | 1162-1502-000 | 2 | 60 | 155 | 100 | 60 | 50 | 65 |
| | 1162-1503-000 | 3 | 60 | 185 | 105 | 60 | 60 | 75 |
| | 1162-1509-000 | Custom | XX | XX | XX | XX | XX | XX |



SWING-DOWN, AXIAL-ADJUSTABLE PAD

| QTY | ITEM CODE | SIZE | A (mm) | B (mm) | C (mm) | D (mm) | E (mm) | F (mm) |
|-----|---------------|--------|--------|--------|--------|--------|--------|--------|
| | 1162-1601-000 | 1 | 70-140 | 145 | 95 | 50-120 | 40 | 65 |
| | 1162-1602-000 | 2 | 70-140 | 155 | 100 | 60-140 | 50 | 65 |
| | 1162-1603-000 | 3 | 70-160 | 185 | 105 | 60-140 | 60 | 75 |
| | 1162-1609-000 | Custom | | XX | XX | | XX | XX |



MEDIAL THIGH SUPPORT CUSTOMISATIONS

| QTY | ITEM CODE | CUSTOMISATION |
|-----|---------------|--------------------------|
| | 1160-1576-000 | ½" SunMate® foam overlay |
| | 1160-1577-000 | ½" Gel-Foam Overlay |

| QTY | ITEM CODE | FABRIC CUSTOMISATIONS |
|-----|---------------|--|
| | 1160-1579-209 | Spandex. Wipe-down, waterproof finish* |
| | 1160-1579-219 | Spandex. Knitted side fabric finish* |
| | 1160-1579-295 | GlideWear anti-shear fabric |

*Not available for Axial-Adjustable Pad

Head Supports


SELECT HEAD SUPPORT



| | SIZE | PAD WIDTH | PAD HEIGHT | QTY | PAD & STD HARDWARE | PER | QTY | PAD & ZOOM HARDWARE | PER | |
|---|-----------------------------|-----------|------------|-----|--------------------|---------------|--------|-----------------------|------|----|
| COMPACT | COM | 250 mm | 100 mm | | 1270-4131-000 | EA | | 1270-4231-000 | EA | |
| | CUS | XX | XX | | 1270-4139-000 | EA | | 1270-4239-000 | EA | |
| SQUARE | SML | 200 mm | 160 mm | | 1270-4111-000 | EA | | 1270-4211-000 | EA | |
| | LGE | 240 mm | 200 mm | | 1270-4112-000 | EA | | 1270-4212-000 | EA | |
| | CUS | XX | XX | | 1270-4119-000 | EA | | 1270-4219-000 | EA | |
| CONTOUR | SML | 285 mm | 115 mm | | 1270-4121-000 | EA | | 1270-4221-000 | EA | |
| | LGE | 340 mm | 165 mm | | 1270-4122-000 | EA | | 1270-4222-000 | EA | |
| | CUS | XX | XX | | 1270-4129-000 | EA | | 1270-4229-000 | EA | |
| COMFI | STD | 270 mm | 150 mm | | 1270-4151-000 | EA | | 1270-4251-000 | EA | |
| | EXD | 270 mm | 165 mm | | 1270-4152-000 | EA | | 1270-4252-000 | EA | |
| | CUS | XX | XX | | 1270-4159-000 | EA | | 1270-4259-000 | EA | |
| Comfi standard internal pad dimensions (to accommodate the neck): Width = 130 mm. Depth = 75 mm Comfi extended internal pad dimensions (to accommodate the neck): Width = 170 mm. Depth = 160 mm | | | | | | | | | | |
| ADJUSTABLE LATERAL | SML | 200 mm | 160 mm | | 1270-4141-000 | EA | | 1270-4241-000 | EA | |
| | LGE | 240 mm | 200 mm | | 1270-4142-000 | EA | | 1270-4242-000 | EA | |
| | CUSTOM Rear Headrest Pad | | | | | 1270-4148-300 | EA | XX W | XX H | |
| | CUSTOM Wing Headrest Pads | | | | | 1270-4149-300 | PR | XX L | XX H | |
| | S/away lateral mech upgrade | | | | | 1272-4250-100 | 1 Side | Specify: Left / Right | | EA |

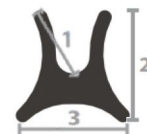


| QTY | CODE | MODIFY IF REQUIRED | PER |
|-----|---------------|--|-----|
| | 1271-5879-000 | Custom headrest pad thickness (specify) _____ mm | EA |
| | 1271-0019-000 | ½ inch soft pressure-relieving SunMate® foam overlay | EA |
| | | Custom fabric choice for head support cover | |
| | 1271-0039-209 | Spextex. Wipe-down, waterproof finish | EA |
| | 1271-0039-219 | Spextex. Knitted side fabric finish | EA |
| | 1271-0039-291 | Neoprene | EA |
| | 1271-0039-295 | GlideWear anti-shear fabric | EA |
| | 1271-4691-028 | Change headrest rear panel to Calypso pink | EA |
| | 1271-4691-022 | Change headrest rear panel to Chilli red | EA |
| | 1271-4691-030 | Change headrest rear panel to Mango orange | EA |
| | 1271-4691-060 | Change headrest rear panel to Ocean blue | EA |
| | 1271-4691-090 | Change headrest rear panel to Granite grey | EA |



Harnesses

| | SIZE | QTY | CODE | SPEC (1) | SPEC (2) | SPEC (3) | W/C WIDTH |
|--|------|-----|---------------|--|----------|----------|-----------|
| H-HARNESS | XSM | | 1409-6640-017 | | 27 cm | | 8-12" |
| | SML | | 1409-6641-017 | | 30 cm | | 11-15" |
| | MED | | 1409-6642-017 | | 36 cm | | 14-17" |
| | LGE | | 1409-6643-017 | | 42 cm | | 17-20" |
| | XLG | | 1409-6644-017 | | 48 cm | | 20" + |
| RETRACTOR | SML | | 1409-6621-017 | | 32 cm | | 11-15" |
| | MED | | 1409-6622-017 | | 38 cm | | 14-17" |
| | LGE | | 1409-6623-017 | | 44 cm | | 17-20" |
| | XLG | | 1409-6624-017 | | 50 cm | | 20" + |
| VEST | XSM | | 1409-6610-017 | 15 cm | 24 cm | 24 cm | 8-12" |
| | SML | | 1409-6611-017 | 20 cm | 32 cm | 32 cm | 11-15" |
| | MED | | 1409-6612-017 | 26 cm | 40 cm | 40 cm | 14-17" |
| | LGE | | 1409-6613-017 | 30 cm | 48 cm | 48 cm | 17-20" |
| CENTREPOINT | XSM | | 1409-6660-017 | 23 cm | 26 cm | 22 cm | 8-12" |
| | SML | | 1409-6661-017 | 29 cm | 36 cm | 32 cm | 11-15" |
| | MED | | 1409-6662-017 | 34 cm | 40 cm | 36 cm | 14-17" |
| | LGE | | 1409-6663-017 | 40 cm | 45 cm | 42 cm | 17-20" |
| | XLG | | 1409-6664-017 | 45 cm | 50 cm | 50 cm | 20" + |
| CENTREPOINT HARNESS COMFI SLIP-ON COVER | XSM | | 1409-6660-291 | | | | |
| | SML | | 1409-6661-291 | | | | |
| | MED | | 1409-6662-291 | | | | |
| | LGE | | 1409-6663-291 | | | | |
| | XLG | | 1409-6664-291 | | | | |
| SHOULDER STRAP GUIDES/RETAINER | | | 1400-6692-000 | Includes pair of shoulder strap guides and all attachment hardware | | | |



HARNESS MODIFICATIONS

| QTY | CODE | MODIFICATIONS | PER |
|-----|---------------|--|----------------|
| | 1409-6810-000 | Removable neoprene sleeves for harness | Length: cm PR |
| | 1409-6820-000 | Buckles fitted to lower shoulder harness straps | PR |
| | 1409-6834-000 | Custom shape alteration to harness pads | SET |
| | 1409-6815-000 | Extra long webbing straps | Length: cm SET |
| | 1409-6828-000 | Change buckle to centre-release style on shoulder harness (H-Harness & Centrepoint only) | EA |
| | 1409-6826-000 | Change buckle to anti-escape style on shoulder harness | EA |
| | 1409-6841-000 | Convert shoulder harness to front-pull style | EA |

Hip Belts

Padding width for all Hip Belts

| XSM | SML | MED | LGE |
|-------|-------|-------|-------|
| 30 cm | 36 cm | 46 cm | 56 cm |



| STYLE | SIZE | QTY | SIDE-RELEASE | QTY | CENTRE-RELEASE | QTY | ANTI-ESCAPE | QTY | PEN-POPPER |
|-------|------|-----|---------------|-----|----------------|---------------|---|-----|---------------|
| | XSM | | 1405-6210-027 | | 1405-6210-028 | | | | 1405-6210-025 |
| | SML | | 1405-6211-027 | | 1405-6211-028 | | 1405-6211-026 | | 1405-6211-025 |
| | MED | | 1405-6212-027 | | 1405-6212-028 | | 1405-6212-026 | | 1405-6212-025 |
| | LGE | | 1405-6213-027 | | 1405-6213-028 | | 1405-6213-026 | | 1405-6213-025 |
| | XSM | | 1405-6220-027 | | | | | | |
| | SML | | 1405-6221-027 | | | | | | |
| | MED | | 1405-6222-027 | | | | | | |
| | XSM | | 1406-6400-027 | | 1406-6400-028 | | | | 1406-6400-025 |
| | SML | | 1406-6401-027 | | 1406-6401-028 | | 1406-6401-026 | | 1406-6401-025 |
| | MED | | 1406-6402-027 | | 1406-6402-028 | | 1406-6402-026 | | 1406-6402-025 |
| | LGE | | 1406-6403-027 | | 1406-6403-028 | | 1406-6403-026 | | 1406-6403-025 |
| | XSM | | 1406-6410-027 | | 1406-6410-028 | | | | 1406-6410-025 |
| | SML | | 1406-6411-027 | | 1406-6411-028 | | 1406-6411-026 | | 1406-6411-025 |
| | MED | | 1406-6412-027 | | 1406-6412-028 | | 1406-6412-026 | | 1406-6412-025 |
| | LGE | | 1406-6413-027 | | 1406-6413-028 | | 1406-6413-026 | | 1406-6413-025 |
| | XSM | | 1406-6420-027 | | | | | | |
| | SML | | 1406-6421-027 | | | | | | |
| | MED | | 1406-6422-027 | | | | | | |
| | LGE | | 1406-6423-027 | | | | | | |
| | | | | | | 1409-6812-000 | Pressure-reducing gel-foam slip on sleeves for all hip belts. Retrofits to hip belt pads. | | |



Limb Supports

| PADDED FOREARM STRAPS | QTY | SIZE | SET OF FOUR | QTY | ONE ONLY | HEEL LOOPS | QTY | SIZE | PAIR |
|-----------------------|-----|---------------|------------------|---------------|---------------|-------------------------------|-----------|--------|---------------|
| | | SML | 1408-6511-017 | | 1408-6521-017 | | | SML | 1403-6181-017 |
| | | MED | 1408-6512-017 | | 1408-6522-017 | | | MED | 1403-6182-017 |
| | | LGE | 1408-6513-017 | | 1408-6523-017 | | | LGE | 1403-6183-017 |
| FOOTFAST STABILISERS | QTY | SIZE | CIRCUMFERENCE | STANDARD PAIR | QTY | PAIR WITH REAR RETAINER STRAP | | | |
| | | SML | 15-23 cm (Inner) | 1401-6161-017 | | 1401-6165-017 | | | |
| | | MED | 22-30 cm (Inner) | 1401-6162-017 | | 1401-6166-017 | | | |
| | | LGE | 26-38 cm (Inner) | 1401-6163-017 | | 1401-6167-017 | | | |
| PADDED CALF STRAPS | QTY | CODE | W/C WIDTH | HEIGHT | QTY | CODE | W/C WIDTH | HEIGHT | |
| | | 1402-6170-017 | 10" | 5 cm | | 1402-6174-017 | 17" | 9 cm | |
| | | 1402-6171-017 | 12" | 5 cm | | 1402-6175-017 | 18" | 11 cm | |
| | | 1402-6172-017 | 14" | 7 cm | | 1402-6176-017 | 20" | 13 cm | |
| | | 1402-6173-017 | 16" | 9 cm | | 1402-6177-017 | XX | XX | |

Tray Tables

SLIDE & LOCK
Default Tray Hardware



TOP DROP & LOCK
Upgrade



TRAY TOP WITH SLIDE & LOCK HARDWARE

| QTY | SIZE | WIDTH | DEPTH | CUT-OUT | BLACK ABS TRAY TOP | QTY | CLEAR POLYCARBONATE TRAY TOP |
|-----|--------|--------|--------|------------|--------------------|-----|------------------------------|
| | SML | 450 mm | 450 mm | 280x150 mm | 1311-7101-000 | | 1311-7111-000 |
| | MED | 550 mm | 550 mm | 330x180 mm | 1311-7102-000 | | 1311-7112-000 |
| | LRG | 650 mm | 650 mm | 400x220 mm | 1311-7103-000 | | 1311-7113-000 |
| | Custom | XX | XX | XX x XX mm | 1311-7109-000 | | 1311-7119-000 |

* Note: Trays are not supplied with hardware installed

CUSTOMISE TRAY IF REQUIRED

| QTY | ITEM CODE | CUSTOMISATION | WIDTH | DEPTH | PER |
|-----|---------------|--|-------|-------|-----|
| | 1311-7074-000 | Upgrade to Top Drop & Lock attachment hardware (for power wheelchairs or if controller prevents tray sliding on) | | | PR |
| | 1311-7299-000 | Custom stomach region cut-out | XX | XX | EA |

Wheelchair Padding

TRAY TOP PADDING

| TRAY SIZE | QTY | 8mm NEOPRENE PADDING | QTY | 10 mm CCF FOAM PADDING |
|--------------------|-----|----------------------|-----|------------------------|
| Small Tray | | 1311-7431-291 | | 1311-7431-360 |
| Medium Tray | | 1311-7432-291 | | 1311-7432-360 |
| Large Tray | | 1311-7433-291 | | 1311-7433-360 |
| Elbow padding only | | 1311-7301-400 | | 1311-7302-400 |



SOFT FOAM TRAY

| QTY | TRAY SIZE | ITEM CODE | WIDTH | DEPTH | CUT-OUT |
|-----|-------------|---------------|--------|--------|---------|
| | Small Tray | 1311-7441-209 | 500 mm | 350 mm | 150 mm |
| | Medium Tray | 1311-7442-209 | 600 mm | 450 mm | 150 mm |
| | Large Tray | 1311-7443-209 | 680 mm | 450 mm | 200 mm |



IMPACT GUARDS FOR IRIS WHEELCHAIR

| QTY | HANGER TYPE | PER | ITEM CODE |
|-----|------------------------|-----|---------------|
| | 70 degree hangers | PR | 1415-5360-300 |
| | 80 & 90 degree hangers | PR | 1415-5361-300 |



FOOTPLATE PADDING FOR IRIS WHEELCHAIR

| QTY | WHEELCHAIR WIDTH | PER | ITEM CODE |
|-----|------------------|-----|---------------|
| | 10"-11" | PR | 1415-5310-300 |
| | 12"-13" | PR | 1415-5312-300 |
| | 14"-15" | PR | 1415-5314-300 |
| | 16"-17" | PR | 1415-5316-300 |
| | 18"-22" | PR | 1415-5318-300 |