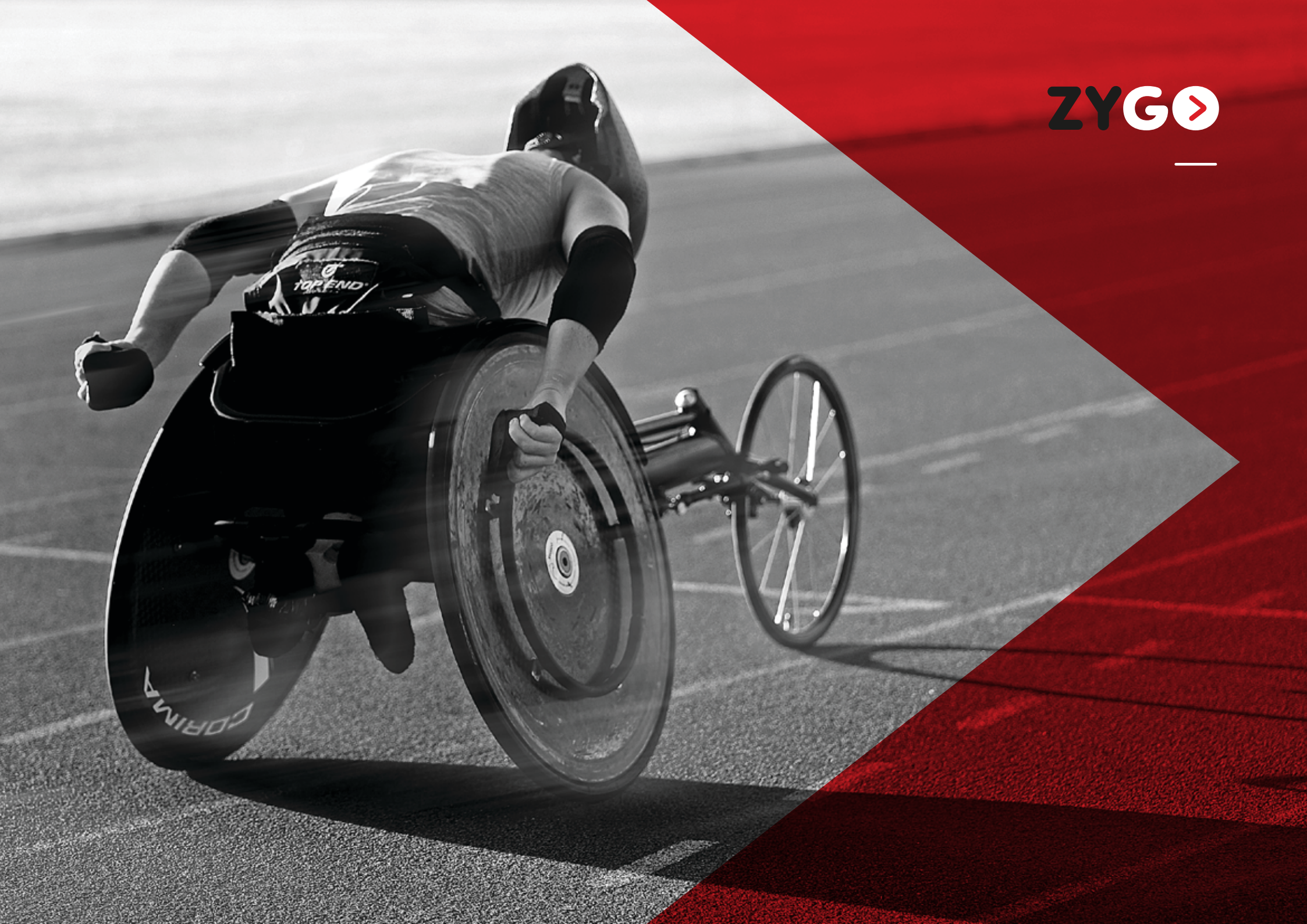




ZYGO

GO YOU

WHEELCHAIR BACK SUPPORTS



ZYGO



A woman with dark hair, wearing a light-colored blazer over a white shirt and light-colored pants, is seated in a wheelchair. She is smiling and looking towards the right. The background is a dimly lit social space with other people, including a man in a white shirt and glasses on the left and another man in a dark shirt in the center. The entire scene is bathed in a warm, reddish-orange light.

GO play that game.

GO push those limits.

GO for that dream job.

GO shopping. **GO** out with friends.

GO have fun.

GO live your life to the fullest.

GO you, knowing that **ZYGO'S** advanced back support system has got your back - wherever you go.

GO all day (or night) with more comfort, more flexibility and more adjustability.

GO enjoy the freedom of technology that's more breathable, lightweight and easy to install, lock and remove.

GO your own way, with more ways to customise your back support and accessories than ever before. So, wherever you go, your wheelchair reflects you.

GO break that record.

GO get that degree.

GO to the all-night party.

GO be your best you.

With **ZYGO**, you can go for it. **GO YOU.**

ZYGO

Enabling freedom without compromising posture and comfort, **ZYGO** is a back support with inbuilt laterals designed for full-time self-propelling wheelchair users.



Active wheelchair users don't want to be held back - they want the freedom to go places and do amazing things.

ZYGO back support systems are **lightweight, easily adjustable, easy to install and remove, more breathable** and **more personalised**.

ZYGO back support systems give you **more comfort, flexibility, personalisation,** and **freedom to move** - enabling you to go places, achieve more, and be whoever you want to be.





The back support is an integral wheelchair component for appropriate seating position and trunk support.

It plays an important role in increasing comfort and function for wheelchair users.

Sitting over extended periods of time can cause discomfort and accelerate the development of spinal deformities.

Manual wheelchairs are usually supplied with sling-style back supports which do not provide appropriate postural support, nor adequate pressure relief, for some full-time wheelchair users.

Rigid back supports are recommended for improved postural support and comfort.

spex

Spex seating aimed to design the **ZYGO** back supports with suitable shapes and sizes for most active users, without any major adjustments or customisations.

ZYGO **ACTIVE** CONTOUR

Features a round, padded top relief to support and protect the spine

Support for the pelvis and lumbar spine

Shallow contour suitable for users with moderate trunk mobility and strength

Different height options allow the shell to reach the mid-thoracic or upper-thoracic region

Support for the pelvis, lumbar spine and thoracic spine

Shallow contour suitable for users with moderate trunk mobility and strength

LO HEIGHT SHELL

With an open shallow contour

MID HEIGHT SHELL

With an open shallow contour

ZYGO DEEP CONTOUR

Deep contour suitable for users with limited pelvic stability

Features a round, padded top relief to support and protect the spine

Different height options allow the shell to reach the mid-thoracic or upper-thoracic region

Support for the pelvis, lumbar spine and thoracic spine

Support for the pelvis and lumbar spine

LO HEIGHT SHELL

With supportive deep contour

MID HEIGHT SHELL

With supportive deep contour

Deep contour suitable for users with limited trunk mobility and strength



ZYGO

ZYGO

Fits to You, Not Just the Chair.

When it comes to finding the right size and style, the **ZYGO** fits to the user not just to the chair!

User-focused scripting by user size, not wheelchair width, ensures a tailored fit to the torso

Extensive range of size and style combinations available from two shell contours (active & deep) and varying shell heights (lo & mid).

Aesthetic and Minimalistic.

Look your best with **ZYGO!** From the perfectly contoured shape, to the futuristic and tasteful ventilated shell pattern, achieve effortless style and class through the **ZYGO's** elegant design! The **ZYGO** lets you be your true self. All **ZYGO** back supports are supplied with a cover extension.

Compatibility with Different Wheelchairs.

Unique breathable shell design allows interfacing of the shell to a range of different wheelchair styles, from lightweight manual chairs to complex power chairs. The carefully placed hole cut-outs allows the shell to be directly mounted to certain wheelchair frames and is also compatible with central mounting systems.





Easy to Use and Easy to Adjust.

From installation through to adjustment the **ZYGO** has been designed to be easily adjustable, easy to use, and easy to remove.

Suited to those with limited hand function, the easy 'drop-in' installation is made possible by the lightweight quick-release **Drop Mount** hardware.

The invertible shell design (on mid-height back supports) provides easy adjustment of the lateral height to achieve optimum trunk stability, enable a precisely tailored fit and accommodate postural and growth requirements.

Removable and washable cover design.

More Comfort and Freedom to Move.

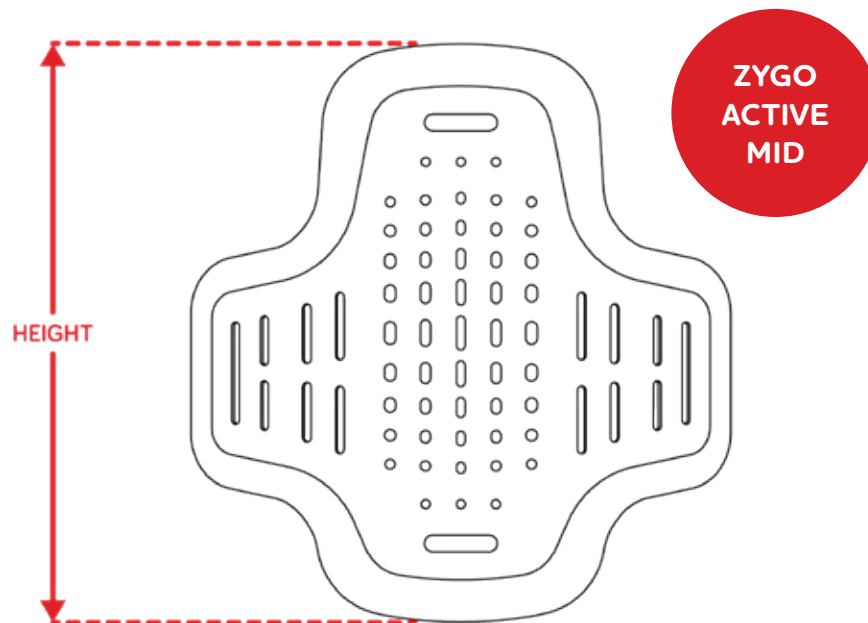
ZYGO users experience true freedom with unrestricted arm movement and scapula clearance. The **ZYGO** provides superior comfort and flexibility which is achieved through the breathable padding design and ventilated shell that reduces the contact surface area around the user.

The curved shape of the lower region of the back support is designed to provide firm, targeted support to the pelvis, while giving clearance to the soft regions of the hips and buttocks to encourage a neutral posture and comfortable sitting position.

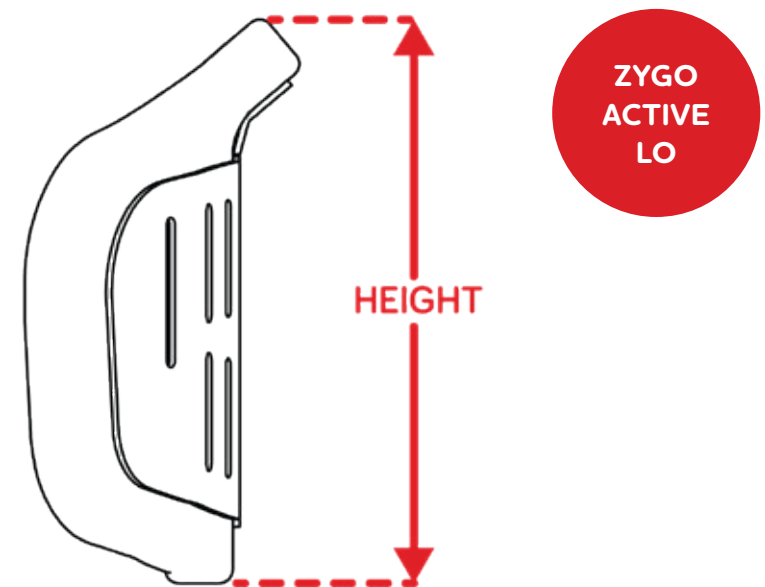


ZYGO Active Height Options.

The **ZYGO ACTIVE** back support is available in two height styles: **Lo** to reach the lower-thoracic region and the **Mid** with a range of height options to reach the mid-thoracic or upper-thoracic region.



The **Mid style** back support provides support for the pelvis, lumbar spine and thoracic spine. The Mid shell can be installed either way up to position the lateral height for optimum trunk stability.



The **Lo style** back support has a round, padded top relief to support and protect the spine when stretching and moving throughout the day.

This keeps the arms and trunk free to move, with an extended central support to stabilise the back.





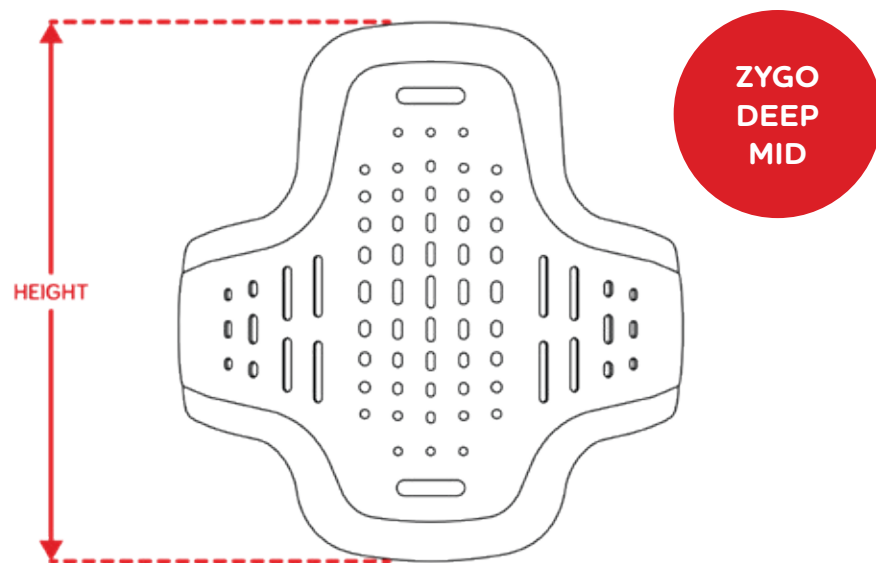
ZYGO 
—

ZYGO Deep Height Options.

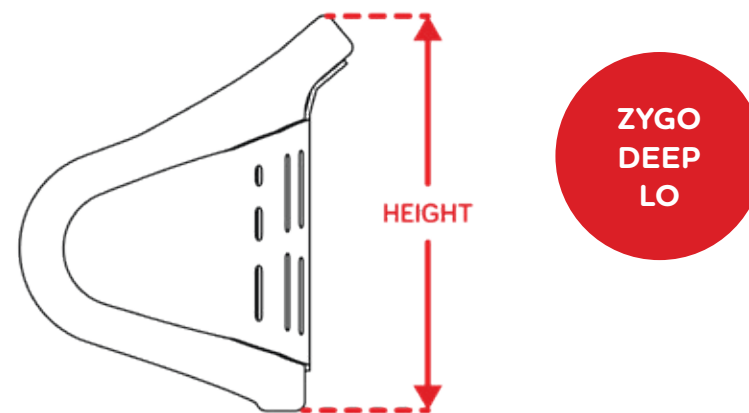
The **ZYGO DEEP** back support offers a solid shell with inbuilt laterals providing excellent lateral trunk stability without compromising function of the user.

Coupled with soft and comfortable upholstery design the **ZYGO DEEP** offers secure spine and trunk support.

Across the size range of the **ZYGO DEEP** style, the depth of the lateral support varies to ensure a perfectly tailored match to the user.



The **Mid style** back support provides support for the pelvis, lumbar spine and thoracic spine.



The **Lo style** back support has a round, padded top relief to support and protect the spine when stretching and moving throughout the day.

This keeps the arms and trunk free to move, with an extended central support to stabilise the back.

Drop Mount Hardware.

The lightweight **Drop Mount Hardware** self-locks into place and is simple to operate with a single combined clamp and mechanism unit. The release mechanism is simple to operate, and suitable for single-handed use, and those with limited hand function. The hardware gives plenty of adjustability and rigidity and can be used on a wide range of wheelchair frames. The clamp can attach to tubes of many different sizes – from 19mm oval tubes to 32mm round tubes.

Developed using a composite material the **Drop Mount Hardware** is lightweight (600-800g) without compromising on durability.

Available in four sizes, ensures the visual footprint of the hardware is paired perfectly to the back support size. The hardware fits 10" to 20" wide backs which are between 7" to 18" tall.



DROP MOUNT	CODE	WIDTH ADJUSTMENT	DEPTH ADJUSTMENT	WHEELCHAIR COMPATIBILITY (when used with Zygo backs)	WEIGHT
PAEDIATRIC	1259-1400-00P	1"	2"	+2" to -2"	600g
SMALL	1259-1400-00S	1.7"	1.5"	+2" to -2"	600g
MEDIUM	1259-1400-00M	1.7"	2"	+2" to -2"	700g
LARGE	1259-1400-00L	2.3"	3"	+2" to -2"	800g

Clinical

Designed for the individual who requires a solid back support to accommodate mild postural and stability needs.

Who may need posterior and lateral trunk support to maintain good posture alignment and enhance function.

For those with mild to moderate torso asymmetries, or those that require superior pressure distribution.

ZYGO is designed also for the individual who may have independent self-propelling skills and may need to independently transfer in and out of their wheelchair.

And for those that may need to independently install and remove the back support from the wheelchair.





Specifications

WEIGHT (without hardware)

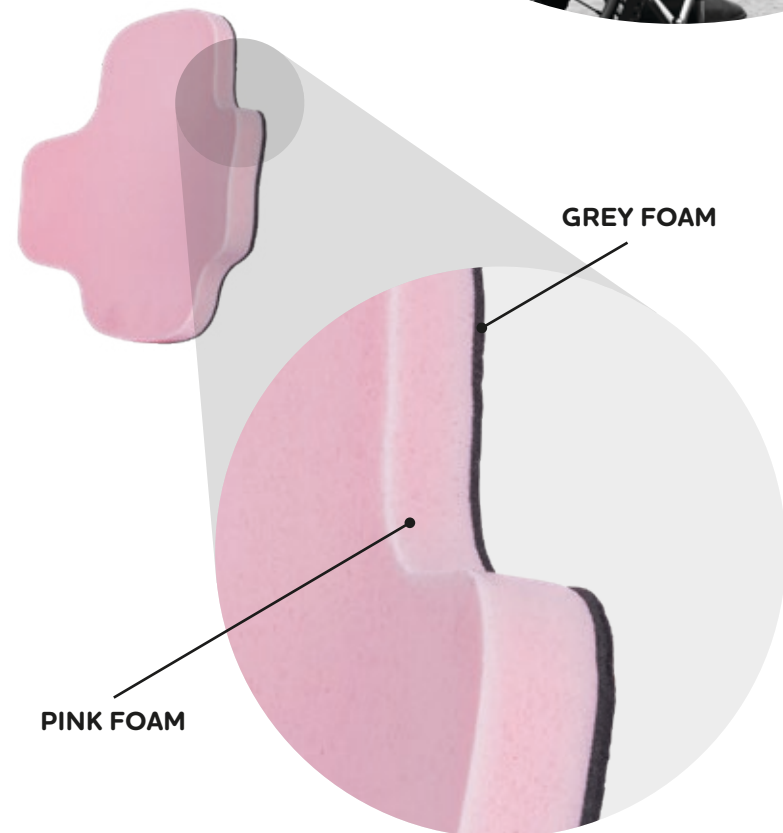
ZYGO STYLE	WEIGHT
Zygo Active Lo	0.7kg
Zygo Active Mid	1.0kg
Zygo Deep Lo	0.9kg
Zygo Deep Mid	1.2kg

WEIGHT CAPACITY

Maximum Occupant Weight: **136kg**

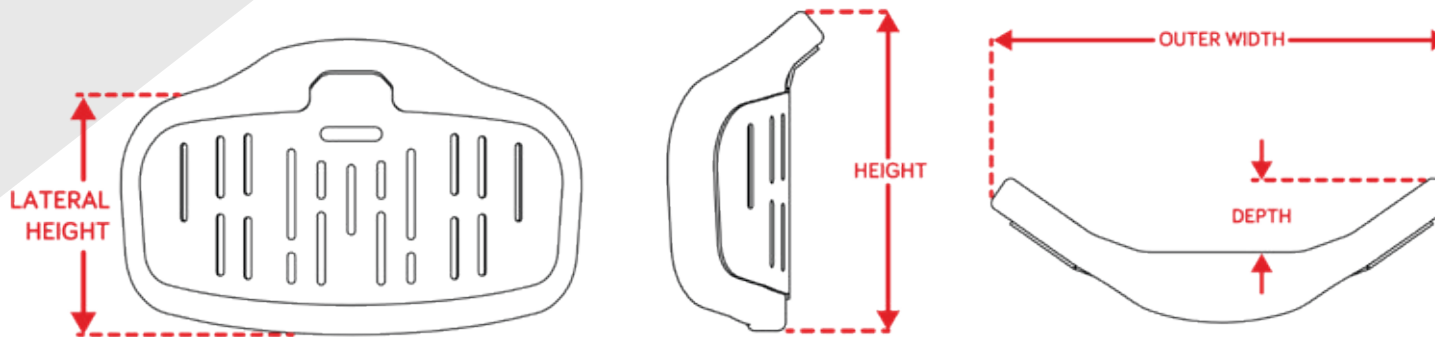
THICKNESS OF ZYGO BACK SUPPORTS

ZYGO STYLE	WIDTH	SUPPORTIVE PINK PU FOAM	VELCRO GREY CONTOURING LAYER	OVERALL THICKNESS (INCLUDING COVER)
Zygo Lo	12" to 14"	20mm	6mm EVA	30mm
Zygo Lo	16" to 20"	25mm	6mm EVA	35mm
Zygo Mid	10" to 14"	25mm	3mm EVA	30mm
Zygo Mid	16" to 20"	30mm	3mm EVA	35mm

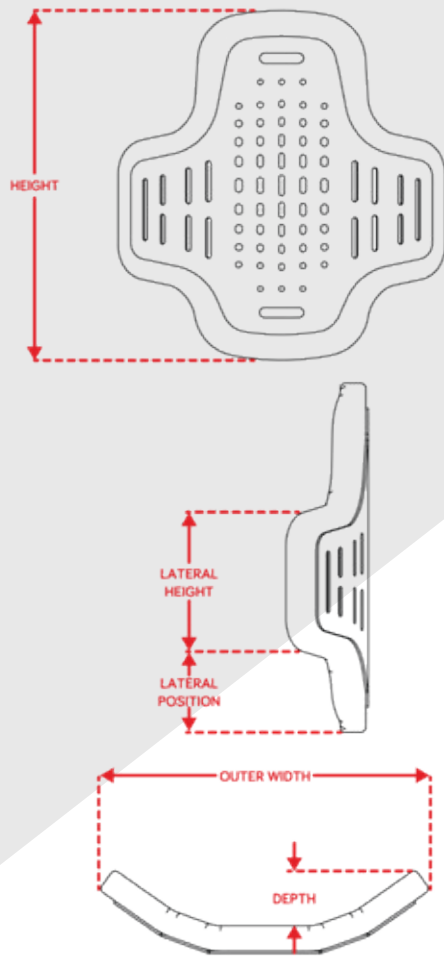


ZYGO Active Lo Sizing

ZYGO SIZE	OUTER WIDTH	HEIGHT	DEPTH	LATERAL HEIGHT
12" x 7"	10.7"	7.8"	2"	7"
14" x 8"	12.7"	8.6"	2.3"	7.5"
16" x 9"	14.7"	9.8"	2.6"	8.4"
18" x 9"	16.7"	10.3"	2.8"	8.9"
20" x 11"	18.7"	11.5"	3.3"	9.9"



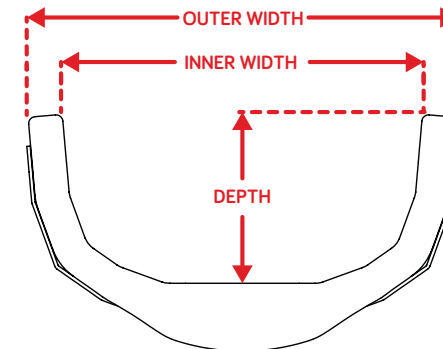
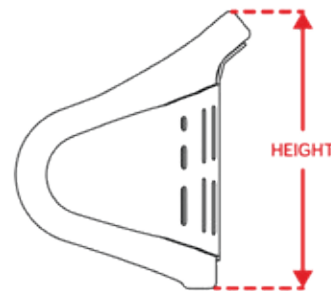
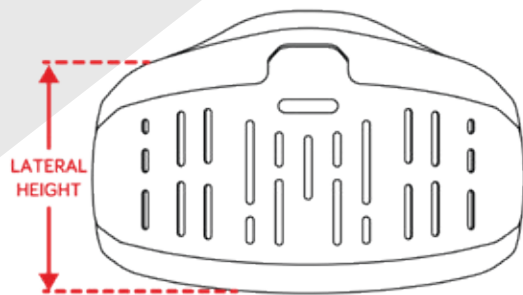
ZYGO Active Mid Sizing



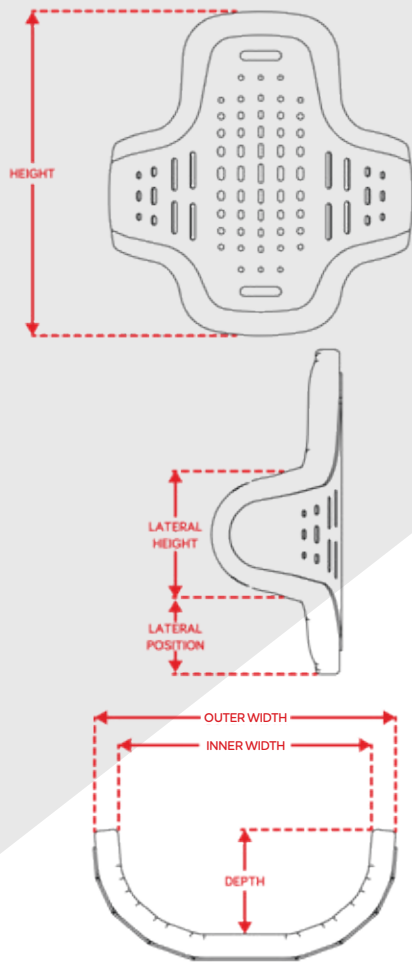
ZYGO SIZE	OUTER WIDTH	HEIGHT	DEPTH	LATERAL HEIGHT	LATERAL POSITION
10" x 9"	8.8"	9"	1.4"	4.3"	2.3"
10" x 11"	8.8"	11"	1.4"	4"	2.8"
12" x 10"	10.7"	10"	1.8"	4.8"	2.5"
12" x 12"	10.7"	11.5"	1.8"	4.9"	3.1"
12" x 13"	10.7"	12.5"	1.8"	5.3"	3.1"
14" x 13"	13.5"	13"	2.2"	6.6"	2.9"
14" x 15"	13.5"	15"	2.2"	6.1"	3.6"
14" x 16"	13.5"	16"	2.2"	6.1"	3.8"
16" x 14"	15.3"	14"	2.6"	7"	3.1"
16" x 16"	15.3"	16"	2.6"	6.3"	3.6"
16" x 17"	15.3"	17"	2.6"	7.2"	3.4"
18" x 15"	17.2"	14.5"	2.9"	7"	3.3"
18" x 17"	17.2"	16.5"	2.9"	6.6"	3.6"
18" x 18"	17.2"	18"	2.9"	6.6"	4.4"
20" x 15"	19"	15"	3.3"	7.4"	3.5"
20" x 18"	19"	17.5"	3.3"	6.7"	4.2"

ZYGO Deep Lo Sizing

ZYGO SIZE	OUTER WIDTH	INNER WIDTH	HEIGHT	DEPTH	LATERAL HEIGHT
12" x 7"	10.5"	8.5"	7"	3.5"	6.2"
14" x 8"	12.5"	10.5"	8.2"	4.5"	7.4"
16" x 9"	14.7"	12.5"	8.8"	5.8"	7.8"
18" x 9"	16.7"	14.5"	9.4"	6.3"	8"
20" x 11"	18.7"	16.5"	10.6"	6.3"	8.5"



ZYGO Deep Mid Sizing



ZYGO SIZE	OUTER WIDTH	INNER WIDTH	HEIGHT	DEPTH	LATERAL HEIGHT	LATERAL POSITION
10" x 9"	8.8"	6.8"	9"	2.5"	4.3"	2.3"
10" x 11"	8.8"	6.8"	11"	2.5"	4"	2.8"
12" x 10"	10.8"	8.8"	10"	3"	4.8"	2.5"
12" x 12"	10.8"	8.8"	11.5"	3"	4.9"	3.1"
12" x 13"	11"	9"	12.5"	3.8"	5.3"	3.1"
14" x 13"	12.9"	10.5"	13"	3.6"	6.6"	2.9"
14" x 15"	12.9"	10.5"	15"	3.6"	6.1"	3.6"
14" x 16"	13.5"	11.2"	16"	4.7"	6.1"	3.8"
16" x 14"	15.1"	12.8"	14"	5.2"	7"	3.1"
16" x 16"	15.1"	12.8"	16"	5.2"	6.3"	3.6"
16" x 17"	15.2"	12.9"	17"	6"	7.2"	3.4"
18" x 15"	17"	14.7"	14.5"	5.7"	7"	3.3"
18" x 17"	17.3"	14.7"	16.5"	5.7"	6.6"	3.6"
18" x 18"	17.3"	14.9"	18"	6"	6.6"	4.4"
20" x 15"	19"	16.7"	15"	6.3"	7.4"	3.5"
20" x 18"	19"	16.7"	17.5"	6.7"	6.7"	4.2"

Accessories

TSS Lite Kit.

1250-3955-000

Contouring and positioning kit for use behind Zygo upholstery. Includes selection of TSS shape elements and foam wedges.

Cover Extension.

Included as standard with all Zygo back supports. The cover extension hides the gap between back support and seat cushion.



Depth Reduced Axial Swing-Away Lateral Support.

1266-2331-100

The shell design of the **Active Lo & Active Mid** back supports enable lateral supports to be fitted where required. The specially designed flat mounting **Axial Lateral** bracket can be mounted to the curved shell.



Available only for
ZYGO ACTIVE
LO & MID back
supports

Spex Shoulder Strap Guides.

1400-6692-000

Where a shoulder harness is used in conjunction with a **Zygo Mid** back support, the Spex Harness Guides can be installed to keep shoulder straps in the correct position.

Available for
ZYGO MID height
back supports



Manufactured by Spex Ltd

32 Detroit Drive

Rolleston 7675

New Zealand

+64 3 307 9790

solutions@spexseating.com

www.spexseating.com

DISTRIBUTED BY:

ZYGO 