

TurnSafe2

SystemRoMedic™



User manual - English

Bruksanvisning - Svenska

Brukermanual - Norsk

Brugsvejledning - Dansk

Käyttöohje - Suomi

Gebrauchsanweisung - Deutsch

Handleiding - Nederlands

Manuel utilisateur - Français

Manuale utente - Italiano

Manual de usuario - Español



REF

20201010



SWL: 150 kg/330 lbs

TurnSafe activates and supports users with impaired balance and strength in the legs during transfers from bed to wheelchair or from wheelchair to the toilet. TurnSafe features a large foot plate with an anti-slip surface, adjustable height and lower leg supports which are adjustable both sideways and in height. These features, together with the stable and grip-friendly handle, enable the user to actively participate in the sit-to-stand and transfer.



Check Safety

Visual inspection

Check the condition and function of the assistive device regularly. Check to ensure that the material are free from damage. If there are signs of wear, the product must be inspected and serviced.



Always read the user manual

Always read the user manuals for all assistive devices used during a transfer.

Keep the user manual where it is accessible to users of the product.

Always make sure that you have the right version of the user manual.

The most recent editions of user manuals are available for downloading from our website, www.handicare.com.

Special requirements and conditions

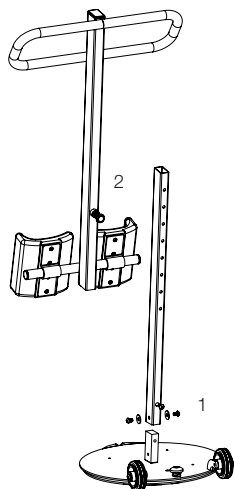
- The caregiver must always keep a foot on the brake while the patient is standing up, sitting down or standing still.
- The caregiver must always perform the transfer slowly and gently.
- TurnSafe must not be used to transport users.
- The patient must always hold the lower part of the support handle.

To transfer with TurnSafe, the patient must be able to:

- support weight while standing
- stand up/sit down and maintain balance (with support)
- grasp handles
- understand instructions



Assembly



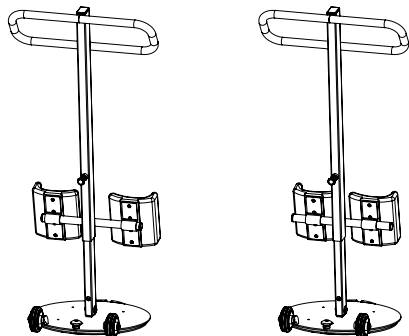
TurnSafe consists of three sections that can be easily disassembled for storage and transport.

The lower mast is secured to the footplate with three screws (1). Insert the upper mast with leg supports and support handle, and push into place (2).

Adjustment of leg supports and support handles

The support handle and the leg supports can be set at eight different positions by pressing the safety buttons and moving to the desired height. Ensure that the safety button is properly secured in the hole.

The leg support can also be set in different sideways positions. Make sure that the leg supports are symmetric to each other.



The footplate and placement of the feet

The feet is to be placed centered och each side of the foot plate.


The weight of the user must be inside the area of the foot plate, i. e the user must be in a standing position.

The weight and gravity point of the user may never be outside of the foot plate!

Using

The product may only be used on a level floor and never used in the shower.

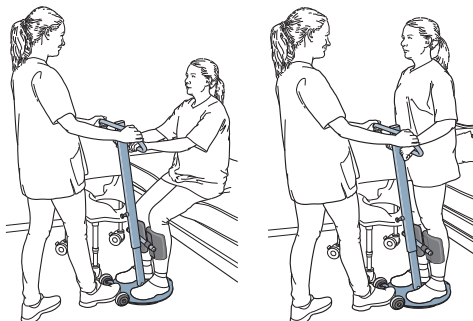
Place TurnSafe right in front of the user. The user moves the feet to the sides and by slightly tilt TurnSafe forward on the small wheel in the front TurnSafe can easily be moved in to place between the users feet. In this position the user can easily place the feet on the foot plate.



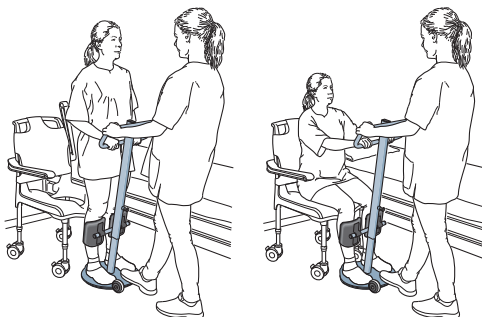
Adjust the leg supports to the height just below the knees of the user. (Approximately 2 cm/ 1 inch)

Make sure that the surface that the user is to move to is placed as close as possible.

The caregiver has a firm grip on the upper handles and one foot on the brake until both the user and the caregiver are ready to preform the turn/transition.



The user grasps the lower handles and stands up straight. The caregiver can now let go of the brake and slowly turn the user around.



When the other surface is straight behind the user the caregiver again places one foot on the brake and the user can sit right back down.

Care of the product

The surface of the product can be cleaned with warm water or a soap solution. If disinfection is needed, 70 % ethanol, 45 % isopropanol or similar should be used.

CE Medical Device Class I

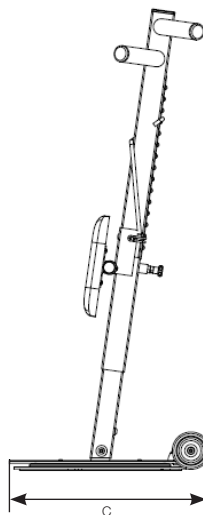
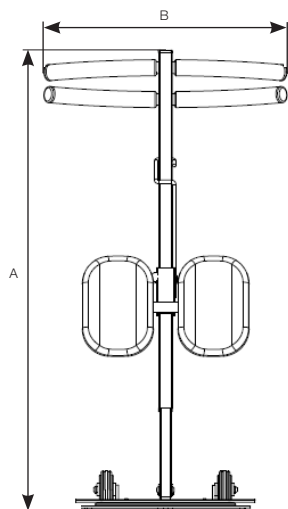
Medical Device Class I. The product complies with the requirements of the Medical Devices Directive 93/42/EEC.

Contact your local distributor if you have any questions about the product and its use. See www.handicare.com for a complete list of distributors.

Expected lifetime

Up to 5 years of normal use

Dimensions



	mm	inch
A	9257-12722	364,4 - 500,8
B	5290	208,2
C	4320	170

SystemRoMedic™

Simple solutions for great results

SystemRoMedic™ is the name of Handicare's unique easy transfer concept, the market's widest and most comprehensive range of clever, easy-to-use and safe transfer and lifting aids designed to make life easier, both for the user and for the caregiver. SystemRoMedic™ is a complete solution that provides for the majority of patient transfer or manual handling requirements. From the simplest to the most complex scenarios, from the lightest to the heaviest. The concept encompasses assistive devices for four different categories of transfers:

- Transfer, assistive devices for manual transfers of users between two locations.
- Positioning, assistive devices for manual repositioning of users within the same location.
- Support, assistive devices for mobility support e.g., during sit-to-stand or gait training.
- Lifting, assistive devices for manual and mechanical lifting of users.

Improved work environment, improved quality of care and cost savings

The philosophy behind SystemRoMedic™ is focused on the prevention and reduction of occupational injuries while allowing users to experience a greater sense of independence and dignity. Through a unique combination of training and a complete range of efficient transfer aids, SystemRoMedic™ offers improvement of both work environment and quality of care and, at the same time, achieves significant cost savings.

Always make sure that you have the correct version of the manual

The most recent version of all manuals are available for downloading from our website; www.handicare.com.

For questions about the product and its use

Please contact your local Handicare and SystemRoMedic™ representative. A complete list of all our partners with their contact details can be found on our website; www.handicare.com.

Handicare offers solutions and support to increase the independence of disabled or elderly people as well as to improve the convenience of those who are caring for them.

The Handicare Group is one of the leading healthcare companies in Europe with its own manufacturing organizations and sales companies in Norway, Sweden, Denmark, Germany, the Netherlands, Great Britain, France, China, Canada and the USA. Handicare's products are also distributed by partners in more than 40 countries worldwide. Our wide range of high-quality products includes a complete easy transfer system and other patient handling aids, stairlifts, car adaptations and bathing and toileting products.



Handicare AB
Torshamnsgatan 35
SE-164 40 Kista, SWEDEN
Tel: +46 (0)8-557 62 200
Fax: +46 (0)8-557 62 299
E-mail: info@handicare.se
www.handicare.com